La-Net

EHS419

PEST AND VECTOR MANAGEMENT

Download on the App Store

GET IT ON Google Play

Course video is available on our app

lanetonline.com

EHS 419

Pest and Vector Management

Series 1 Introduction to Pests, Vectors, and Pest Ecology

Part 1 Introduction to Pests and Vectors

- 1.1: Definitions of pests, vectors, and related terms
- 1.2: Distinguishing pests from vectors
- 1.3: Roles of pests in disease causation

Part 2 Pest Ecology and Characteristics

- 2.1: Pest ecology: habitats, life cycles, and interactions
- 2.2: Characteristics of pests of public health importance
- 2.3: Diseases associated with pests

Part 3 Classification of Vectors and Pests

- 3.1: Types and classification of vectors
- 3.2: Classification of public health pests
- 3.3: Assessment of pest and vector status in a given environment

Introduction

Pests and vectors are part of our everyday environment, yet their impact on public health can be profound. From mosquitoes transmitting malaria to rodents spreading leptospirosis, these organisms influence human wellbeing in ways that demand careful study and management. Understanding their ecology, characteristics, and classification provides the foundation for effective pest and vector control, which is why this Series is a crucial starting point in the course.

The aim of this Series is to introduce you to the fundamental concepts of pests, vectors, and pest ecology, and to equip you with the knowledge needed to distinguish between them, describe their roles in disease causation, and assess their status in different environments.

lanetonline.com

We shall commence this Series by exploring the definitions of pests and vectors, clarifying related terms, and distinguishing between them. Then, we will move on to pest ecology, examining habitats, life cycles, and the characteristics of pests of public health importance, including the diseases they may cause. Finally, we will wrap up by considering the classification of vectors and pests, and how their status can be evaluated in a given environment. This progression will provide you with a clear and structured understanding of the basics of pest and vector management.

Series Learning Outcomes

Upon completing this Series, you should be able to:

- define the terms pest, vector, and related concepts in public health,
- explain the distinction between pests and vectors,
- describe the roles of pests in disease causation,
- analyse the ecological characteristics of pests, including habitats and life cycles,
- explain the characteristics of pests of public health importance,
- identify diseases associated with pests,
- classify vectors into recognised categories,
- classify public health pests using appropriate criteria, and
- evaluate pest and vector status in a given environment.

Part 1 Introduction to Pests and Vectors

1.1 Definitions of pests, vectors, and related terms

A **pest** is any organism that causes harm to humans, animals, crops, or the environment by damaging property, spreading disease, or creating nuisance. In public health, pests include insects, rodents, and other organisms that negatively affect human wellbeing. A **vector** is an organism, often an arthropod, that transmits pathogens from one host to another, thereby playing a direct role in disease transmission. Related terms such as **pesticide** (a chemical substance used to kill or control pests) and **pest management** (the systematic approach to controlling pests) are central to this field.

Fill in the blank: A vector is an organism that _____ pathogens from one host to another.

lanetonline.com

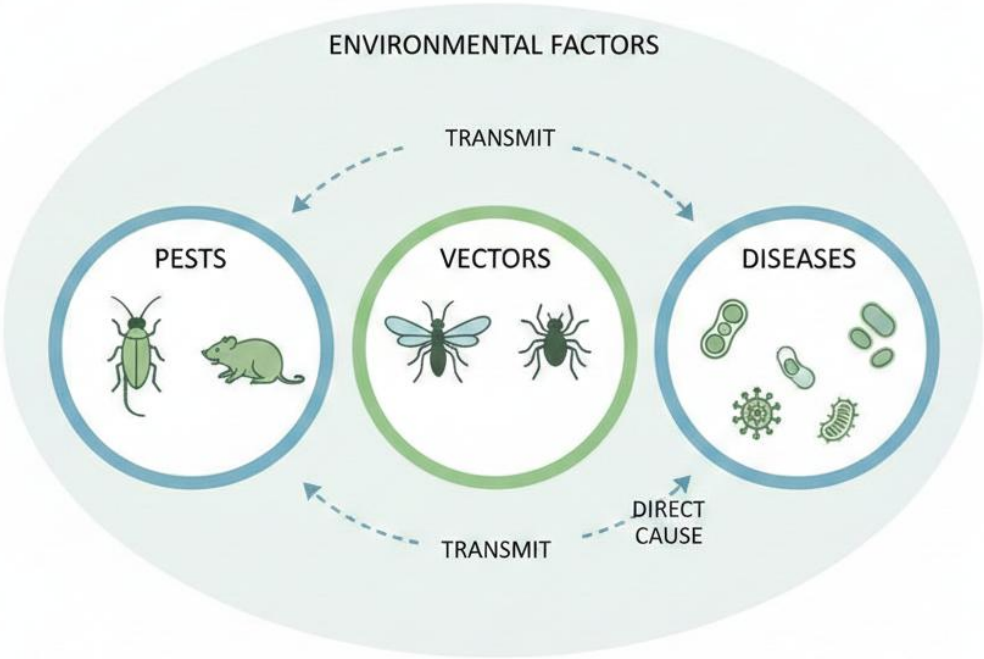

Figure 1.1 Relationship between pests, vectors, and diseases

CC-BY

1.2 Distinguishing pests from vectors

While pests and vectors are often discussed together, they are not identical. Pests may simply cause nuisance or damage, such as termites destroying wooden structures, whereas vectors specifically transmit pathogens, such as mosquitoes carrying malaria parasites. Some organisms can be both pests and vectors, depending on their role in a given context. For example, rats are pests when they damage food supplies, but they are vectors when they spread diseases like leptospirosis.

Fill in the blank: Mosquitoes are considered _____ when they transmit malaria parasites.

Caption: Box 1.1 Distinction between pests and vectors

Feature	Pest	Vector
Primary Harm	Causes **damage** to crops, property, or livestock; causes **nuisance**; may transmit germs.	**Transmits** infectious **pathogens** (viruses, bacteria, parasites) between hosts.
Mode of Action	Directly damages resources (e.g., feeding on crops, tunneling through wood).	Carries pathogens internally (biological vector) or externally (mechanical vector) during movement or feeding.
Scope	Broader term. Includes insects, mites, nematodes, weeds, rodents, birds, etc.	Specific role, typically an **arthropod** (e.g., mosquito, tick, fly) or rodent.
Examples	**Termites** (wood damage), **Weeds** (crop competition), **Aphids** (sap feeding), **Rats** (food destruction).	**Mosquitoes** (Malaria, Dengue), **Ticks** (Lyme disease), **Tsetse flies** (Sleeping sickness), **Rats/Fleas** (Plague).

1.3 Roles of pests in disease causation

Pests play significant roles in disease causation. They may act as **mechanical transmitters**, carrying pathogens on their bodies without being infected themselves, or as **biological transmitters**, where the pathogen develops or multiplies inside the pest before transmission. For instance, houseflies can mechanically transmit bacteria by contaminating food, while mosquitoes biologically transmit malaria parasites. Understanding these roles is essential for designing effective control strategies.

Fill in the blank: Houseflies transmit pathogens mechanically, while mosquitoes transmit pathogens _____.

lanetonline.com

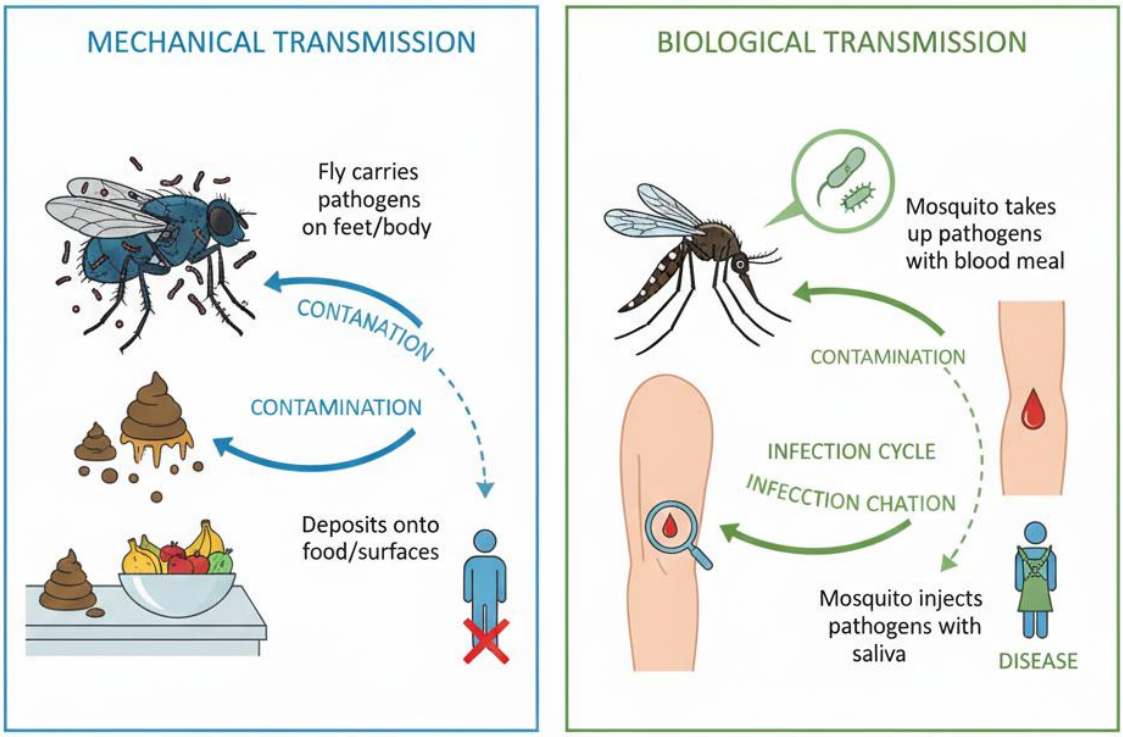

Figure 1.2 Mechanical and bological transmission of pathogens

CC-BY

Pilot questions 1

1. Define the term pest in public health.
2. A vector is an organism that _____ pathogens from one host to another.
3. Give one example of an organism that can be both a pest and a vector.
4. Mosquitoes are considered _____ when they transmit malaria parasites.
5. Distinguish between mechanical and biological transmission of pathogens.

Part 2 Pest Ecology and Characteristics

2.1 Pest ecology: habitats, life cycles, and interactions

Pest ecology refers to the study of how pests interact with their environment, including their habitats, life cycles, and relationships with other organisms. Habitats may include human dwellings, agricultural fields, or natural ecosystems, depending on the pest species. The **life cycle** of a pest describes the stages it passes through from birth to maturity, often influencing when and how control measures are most effective. Interactions with other organisms, such as predators, hosts, and competitors, also determine pest survival and spread.

Fill in the blank: The study of how pests interact with their environment, including habitats and life cycles, is called pest _____.

lanetonline.com

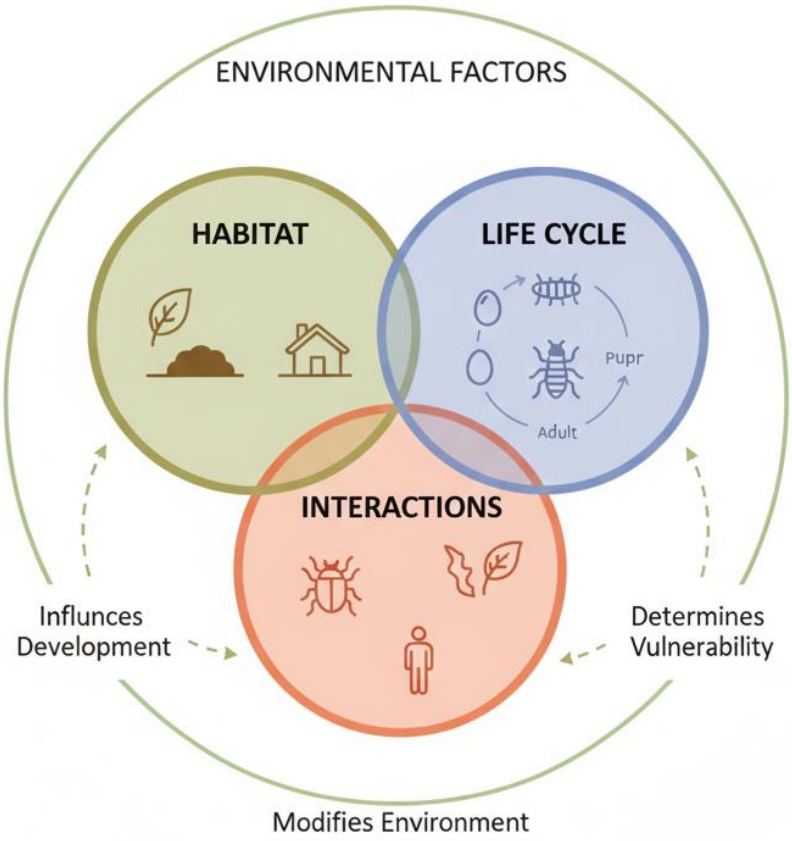

Figure 1.3 Pest ecology framework CC-BY

2.2 Characteristics of pests of public health importance

Pests of public health importance share certain characteristics that make them significant. These include their ability to reproduce rapidly, adapt to diverse environments, and spread pathogens. Many pests are resilient, surviving in harsh conditions and resisting control measures. Their close association with humans, whether through food, water, or shelter, increases their potential to cause harm.

Fill in the blank: Pests of public health importance often reproduce _____ and adapt to diverse environments.

Characteristics of Pests of Public Health Importance

Pests of public health importance (or vectors) are organisms, typically insects or rodents, that pose a threat to human health either directly (e.g., bites, venom, contamination) or indirectly by transmitting pathogens. They possess several key characteristics that make them successful and difficult to control.

Key Characteristics

- **Pathogen Transmission (Vector Competence):** They are capable of **transmitting infectious agents** (viruses, bacteria, parasites, etc.) between hosts, acting as a crucial link in the disease cycle. This is their most significant public health characteristic.
- **Rapid Reproduction and Short Life Cycle:** They typically have a **high reproductive rate** and a **short generation time**, allowing their populations to increase exponentially in a short period. This makes quick recovery from control measures common.

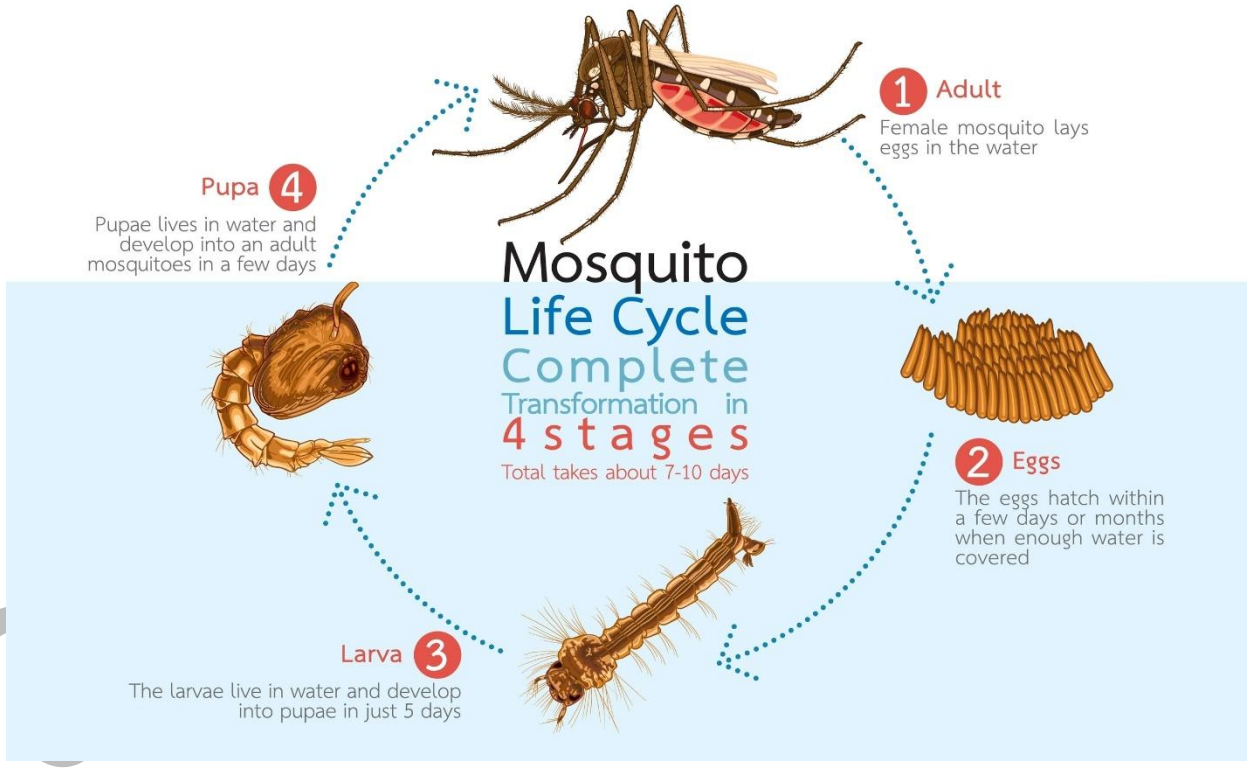

Shutterstock

- **High Adaptability and Resilience:** They can **quickly adapt to diverse environments** (urban, rural, different climates) and readily exploit new ecological niches. They are resilient to environmental changes and often survive extreme conditions.
- **Feeding Habits:** Many possess **opportunistic and frequent feeding habits** (e.g., blood-feeding in mosquitoes, ticks, and fleas), which increases the chance of host-vector contact and disease transmission.
- **Resistance Potential:** Pests, especially insects, have a high potential to develop **resistance to chemical control methods** (e.g., insecticides). This genetic trait can be selected for rapidly due to their short life cycles and high reproductive rates, challenging long-term control.
- **Close Association with Humans:** Many live in or near human dwellings (e.g., *Aedes aegypti* in urban areas, rodents in houses), maximizing the frequency of human-pest interaction and disease spread.
- **Mobility:** They are often highly mobile (flying, jumping, or scurrying), allowing them to easily spread diseases across geographical areas.

Would you like a table detailing some **examples** of public health pests and the diseases they transmit?

2.3 Diseases associated with pests

Pests are linked to a wide range of diseases. For example, mosquitoes transmit malaria and dengue fever, fleas spread plague, and rodents carry leptospirosis. These diseases can have severe impacts on communities, making pest control a vital public health priority. Understanding which pests are associated with which diseases helps in designing targeted interventions.

Fill in the blank: Fleas are associated with the transmission of _____.

lanetonline.com

Figure 1.4 Diseases associated with pests

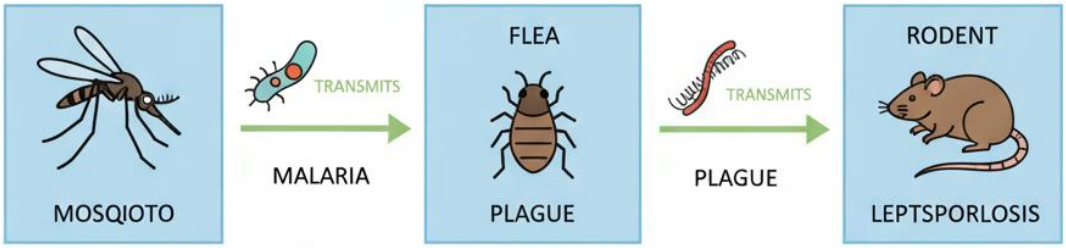

CC-BY

Pilot questions 2

1. What does pest ecology study?
2. The study of how pests interact with their environment, including habitats and life cycles, is called pest _____.
3. State one characteristic of pests of public health importance.
4. Pests of public health importance often reproduce _____ and adapt to diverse environments.
5. Which disease is associated with fleas?

Part 3 Classification of Vectors and Pests

3.1 Types and classification of vectors

Vectors are organisms that transmit pathogens from one host to another, thereby playing a role in disease spread. They can be classified into **mechanical vectors**, which carry pathogens externally without being infected themselves, and **biological vectors**, in which pathogens develop or multiply before transmission. Examples include houseflies as mechanical vectors and mosquitoes as biological vectors.

Fill in the blank: Mosquitoes are classified as _____ vectors because pathogens develop inside them before transmission.

lanetonline.com

Figure 1.5 Types and classfication of vectors

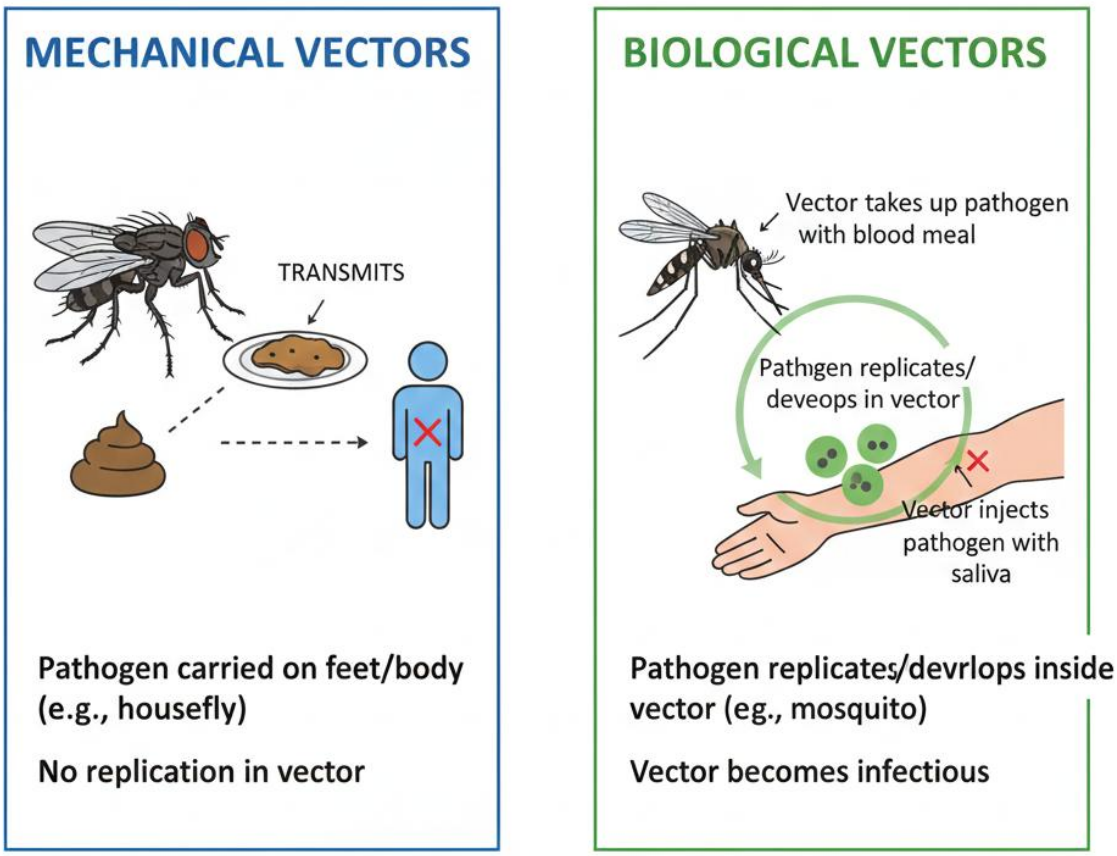

CC-BY

3.2 Classification of public health pests

Public health pests are organisms that directly or indirectly affect human health. They can be classified based on their taxonomic groups, such as insects (mosquitoes, flies, lice), arachnids (ticks, mites), and rodents. Each group has distinct characteristics and associated health risks. For example, mosquitoes transmit malaria, ticks spread Lyme disease, and rodents carry leptospirosis.

Fill in the blank: Rodents are classified as public health _____ because they carry diseases such as leptospirosis.

Category	Description and Characteristics	Examples of Pests	Associated Diseases (Examples)
Insects	Characterized by three body sections (head, thorax, abdomen), six legs, and typically one or two pairs of wings. Includes some of the most common and effective biological vectors.	**Mosquitoes** (e.g., *Anopheles*, *Aedes*, *Culex*), **Flies** (e.g., House flies, Tsetse flies), **Fleas** (e.g., Rat flea), **Lice**, **Cockroaches**.	**Malaria**, Dengue Fever, Yellow Fever, West Nile Virus, Filariasis, Plague, Typhus, Sleeping Sickness, various bacterial infections (mechanical transmission).
Arachnids	Characterized by two body sections (cephalothorax and abdomen) and eight legs (as adults). Includes important vectors that transmit pathogens through biting.	**Ticks** (e.g., Deer ticks, Dog ticks), **Mites** (e.g., Scabies mites), **Spiders** (often considered pests due to bites/venom).	**Lyme Disease**, Rocky Mountain Spotted Fever, Ehrlichiosis, Scabies, various Rickettsial diseases.
Rodents	Mammals characterized by a single pair of continuously growing incisors in each jaw. They act as both **pests** (property damage, food contamination) and **reservoirs/vectors** (carrying pathogens and fleas/mites).	**Rats** (e.g., Norway rat, Roof rat), **Mice** (e.g., House mouse).	**Plague** (via fleas they carry), **Leptospirosis**, Hantavirus Pulmonary Syndrome, Salmonellosis, Lassa fever.

3.3 Assessment of pest and vector status in a given environment

Assessment of pest and vector status involves evaluating their presence, population levels, and potential risks in a specific environment. Methods include surveys, trapping, and monitoring of breeding sites. This information helps public health officials design appropriate control programmes. For example, mosquito larval surveys can indicate the risk of malaria transmission in a community.

lanetonline.com

Fill in the blank: Surveys, trapping, and monitoring of breeding sites are methods used to _____ pest and vector status.

Figure 1.6
Assessment of pest and vector status

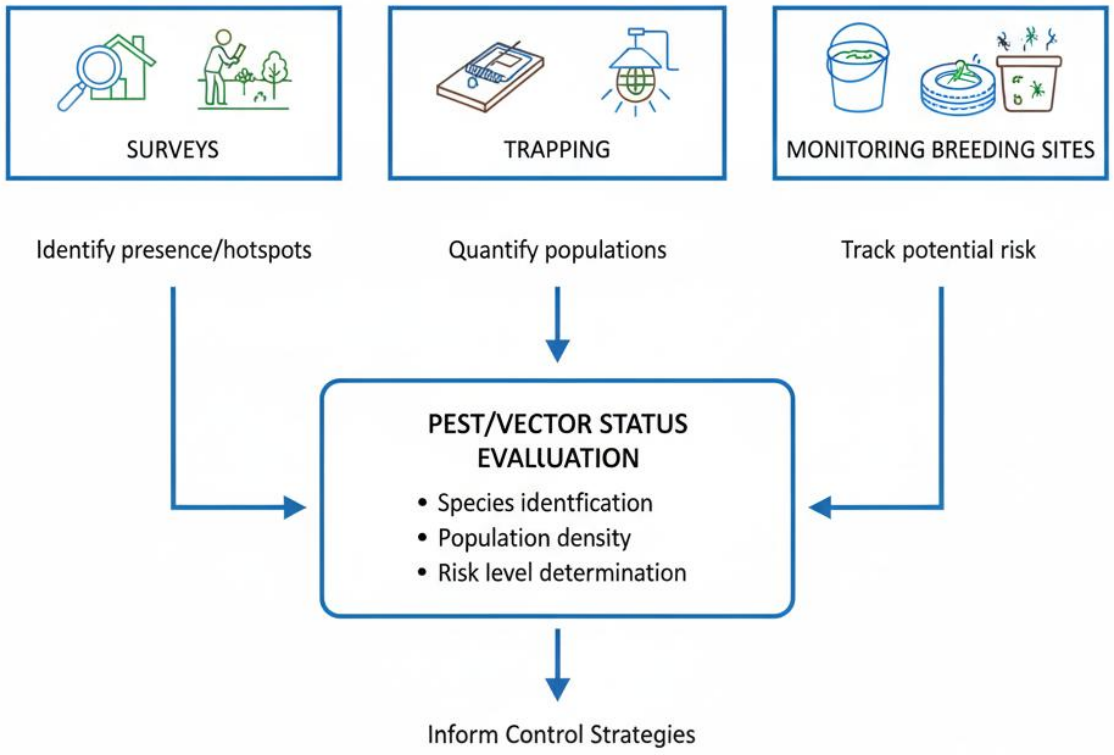

CC-BY

Pilot questions 3

1. What are mechanical vectors?
2. Mosquitoes are classified as _____ vectors because pathogens develop inside them before transmission.
3. Name one category of public health pests and give an example.

4. Rodents are classified as public health _____ because they carry diseases such as leptospirosis.
5. State one method used to assess pest and vector status in a given environment.

Series Summary

This Series has introduced you to the fundamental concepts of pests, vectors, and pest ecology, highlighting their importance in public health and environmental management. Its purpose was to provide a clear foundation for understanding how pests and vectors are defined, distinguished, and studied, as well as their roles in disease causation and control. By exploring these basics, you are now better prepared to engage with more advanced topics in pest and vector management.

We began by defining pests and vectors, clarifying related terms, and distinguishing between them. Then, we examined pest ecology, considering habitats, life cycles, and the characteristics of pests of public health importance, along with the diseases they may cause. Finally, we looked at the classification of vectors and pests, and methods for assessing their status in given environments. By completing this Series, you should now be able to define and explain key terms, analyse ecological characteristics and disease associations, and classify and evaluate pests and vectors in public health contexts.

Concept Check Questions

Objective Questions

1. A vector is an organism that _____ pathogens from one host to another.
2. Mosquitoes are considered _____ when they transmit malaria parasites.
3. Houseflies transmit pathogens _____, while mosquitoes transmit pathogens biologically.
4. The study of how pests interact with their environment, including habitats and life cycles, is called pest _____.
5. Fleas are associated with the transmission of _____.
6. Mosquitoes are classified as _____ vectors because pathogens develop inside them before transmission.
7. Rodents are classified as public health _____ because they carry diseases such as leptospirosis.
8. Surveys, trapping, and monitoring of breeding sites are methods used to _____ pest and vector status.

lantonline.com

Short-Answer Questions

9. Define the term pest in public health.
10. Explain the distinction between pests and vectors with one example.
11. Describe the role of pests in disease causation.
12. State one characteristic of pests of public health importance.
13. Identify one disease associated with rodents.
14. Name one method used to classify vectors.
15. Give one example of a public health pest and its associated disease.
16. Explain why assessing pest and vector status is important in public health.

Long-Answer Questions

17. Analyse the differences between mechanical and biological transmission of pathogens by pests, giving examples.
18. Discuss the ecological characteristics of pests, including habitats and life cycles, and explain how these influence control measures.
19. Evaluate the significance of pests of public health importance by describing their characteristics and associated diseases.
20. Examine the methods used to classify public health pests and vectors, and assess how these classifications support control programmes.

Answers to Concept Check Questions

Objective Questions

1. Transmits
2. Vectors
3. Mechanically
4. Ecology
5. Plague
6. Biological
7. Pests
8. Assess

Short-Answer Questions

9. A pest is any organism that causes harm to humans, animals, crops, or the environment.
10. Pests cause damage or nuisance, while vectors transmit pathogens; for example, rats are pests when damaging food but vectors when spreading leptospirosis.
11. Pests may act as mechanical transmitters (carrying pathogens externally) or biological transmitters (pathogens develop inside them).
12. Rapid reproduction is one characteristic of pests of public health importance.
13. Rodents are associated with leptospirosis.
14. Vectors can be classified as mechanical or biological.
15. Mosquitoes are public health pests associated with malaria.
16. Assessing pest and vector status helps determine risks and design appropriate control measures.

lanetonline.com

Long-Answer Questions

17. Analyse the differences between mechanical and biological transmission of pathogens by pests

- *Basic response*: Mechanical transmission occurs when pests carry pathogens externally, while biological transmission involves pathogens developing inside the pest.
- *Value-added response*: Learners may add that mechanical transmission is often short-term and less specific, whereas biological transmission requires specific host-pathogen relationships, influencing control strategies.

18. Discuss the ecological characteristics of pests, including habitats and life cycles, and explain how these influence control measures

- *Basic response*: Pests live in diverse habitats and have life cycles that determine when they are most vulnerable to control.
- *Value-added response*: Learners may add that understanding ecological interactions, such as breeding sites and predator-prey relationships, allows for targeted interventions like larval source management.

19. Evaluate the significance of pests of public health importance by describing their characteristics and associated diseases

- *Basic response*: Pests reproduce rapidly, adapt to environments, and transmit diseases such as malaria and plague.
- *Value-added response*: Learners may add that their resilience and resistance to control measures make them a persistent challenge, requiring integrated management approaches.

20. Examine the methods used to classify public health pests and vectors, and assess how these classifications support control programmes

- *Basic response*: Pests and vectors are classified by type, such as insects, arachnids, and rodents, or by transmission mode.
- *Value-added response*: Learners may add that classification helps prioritise control measures, allocate resources, and design specific interventions for high-risk groups.

Answers to Pilot Questions

Part 1

- A pest is any organism that causes harm to humans, animals, crops, or the environment.
- Transmits.
- Rats.

lanetonline.com

- Vectors.
- Mechanical transmission involves carrying pathogens externally, while biological transmission involves pathogens developing inside the pest.

Part 2

- Pest ecology studies how pests interact with their environment, including habitats, life cycles, and relationships.
- Ecology.
- Rapid reproduction.
- Rapidly.
- Plague.

Part 3

- Mechanical vectors carry pathogens externally without being infected themselves.
- Biological.
- Insects, for example mosquitoes.
- Pests.
- Surveys.

Series 2 Arthropods and Rodents of Public Health Importance

Part 1 Arthropods of Public Health Importance

- 1.1: Insects of public health importance (mosquitoes, black flies, sand flies, tsetse flies, houseflies, fleas, lice, bugs)
- 1.2: Other arthropods of public health importance (millipedes, centipedes, arachnids such as ticks and mites)
- 1.3: Diseases associated with arthropods

Part 2 Rodents of Public Health Importance

- 2.1: Types and characteristics of rodents
- 2.2: Habitats and life cycles of rodents
- 2.3: Diseases associated with rodents

Part 3 Public Health Implications and Control

- 3.1: Public health implications of arthropods and rodents
- 3.2: Control methods for arthropods

lanetonline.com

- 3.3: Control methods for rodents

Introduction

Arthropods and rodents are among the most significant groups of organisms affecting public health worldwide. From mosquitoes transmitting malaria to rats spreading leptospirosis, these creatures play critical roles in the spread of diseases and in creating environmental challenges. Their close association with human habitats makes them particularly important to study, as effective management of these pests and vectors is essential for safeguarding communities.

The aim of this Series is to equip you with knowledge about arthropods and rodents of public health importance, focusing on their characteristics, habitats, life cycles, associated diseases, and methods of control. By the end of this Series, you will be able to analyse their public health implications and evaluate strategies for managing them effectively.

We shall commence this Series by exploring arthropods of public health importance, beginning with insects such as mosquitoes, flies, and lice, followed by other arthropods including ticks and mites. Next, we will move on to rodents, examining their types, characteristics, habitats, life cycles, and the diseases they transmit. Finally, we will wrap up by considering the broader public health implications of these organisms and discussing control methods for both arthropods and rodents. This progression will provide you with a structured understanding of how these groups impact health and how they can be managed.

Series Learning Outcomes

Upon completing this Series, you should be able to:

- define arthropods of public health importance and identify key insect groups such as mosquitoes, flies, fleas, and lice,
- explain the significance of other arthropods including ticks, mites, centipedes, and millipedes in public health,
- analyse the diseases associated with arthropods and their modes of transmission,
- describe the types and characteristics of rodents relevant to public health,
- explain the habitats and life cycles of rodents and their influence on disease spread,
- identify diseases associated with rodents and their impact on communities,
- evaluate the public health implications of arthropods and rodents,
- demonstrate knowledge of control methods for arthropods, and
- apply appropriate control methods for rodents in public health contexts.

lantonline.com

Part 1 Arthropods of Public Health Importance

1.1 Insects of public health importance

Insects are a class of arthropods characterised by three body regions (head, thorax, abdomen), three pairs of legs, and usually one or two pairs of wings. Several insect groups are of particular public health importance because they act as pests and vectors. Examples include **mosquitoes** (family Culicidae), which transmit malaria, dengue, and yellow fever; **black flies** (family Simuliidae), which transmit onchocerciasis; **sand flies** (family Phlebotomidae), which transmit leishmaniasis; **tsetse flies** (family Glossinidae), which transmit trypanosomiasis; and **houseflies** (family Muscidae), which mechanically transmit pathogens. Other insects such as **fleas** (order Siphonaptera), **lice** (order Anoplura), and **bugs** (order Hemiptera) are also significant vectors of disease.

Fill in the blank: Mosquitoes belong to the family _____ and are vectors of malaria.

Figure 2.1 Insects of public health importance and associated diseases

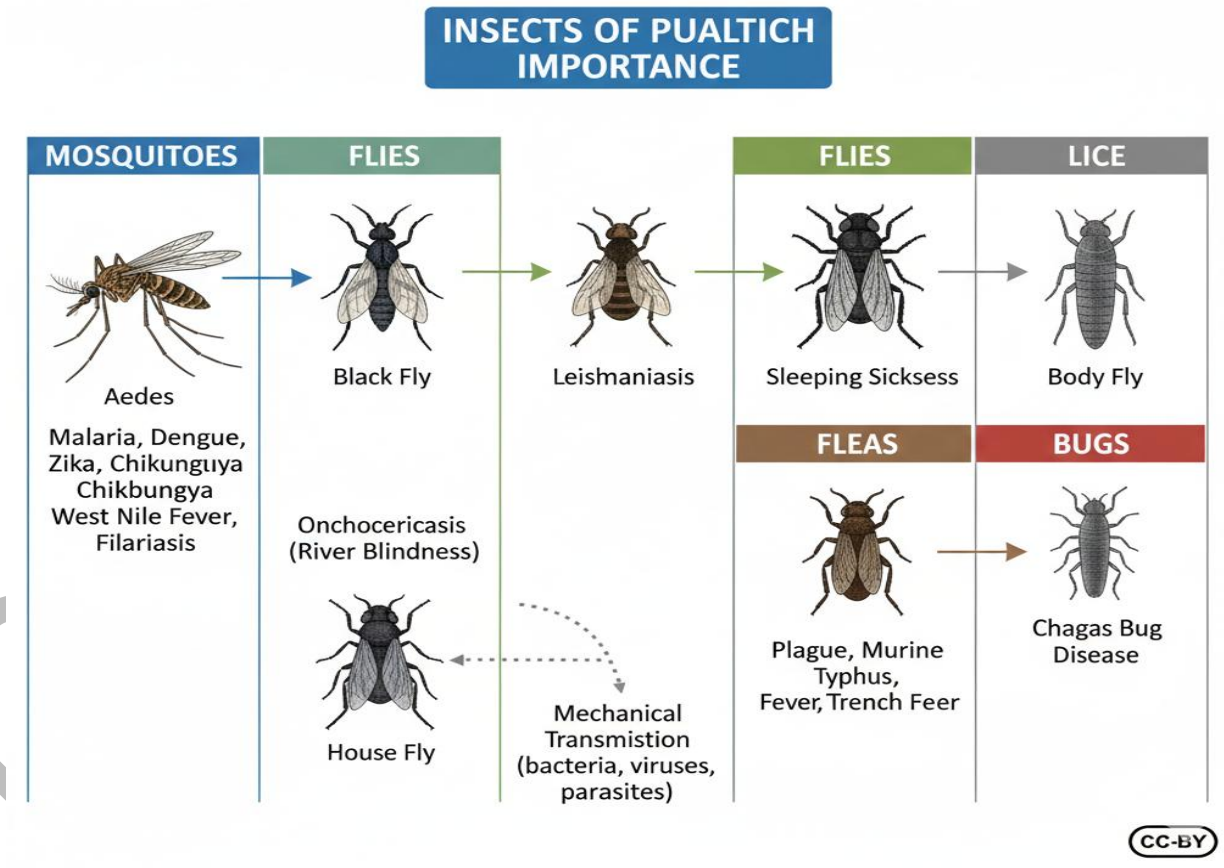

1.2 Other arthropods of public health importance

Beyond insects, other arthropods such as **millipedes** (class Diplopoda), **centipedes** (class Chilopoda), and **arachnids** (class Arachnida) also have public health relevance. **Ticks** and **mites**, which are arachnids, are particularly important because they transmit diseases such as Lyme disease, tick-borne encephalitis, and scabies. Millipedes and centipedes are less significant as vectors but can cause discomfort or minor poisoning through their bites or secretions.

Fill in the blank: Ticks and mites belong to the class _____ and are important in disease transmission.



CLASS: ARACHNIDA (8 LEGS)

Plate 2.1 Ticks and mites as public health arthoprods

CC-BY

1.3 Diseases associated with arthropods

Arthropods are linked to a wide range of diseases. Mosquitoes transmit malaria, dengue, and yellow fever. Black flies transmit onchocerciasis. Sand flies transmit leishmaniasis. Tsetse flies transmit trypanosomiasis. Fleas transmit plague, while lice transmit typhus. Ticks transmit Lyme disease and tick-borne encephalitis. These associations highlight the critical role arthropods play in public health and the need for effective control measures.

Fill in the blank: Fleas are associated with the transmission of _____, while lice are associated with typhus.

Arthropod Vector	**Classification**	**Diseases Transmitted (Examples)**	**Type of Transmission (General)**
Mosquitoes (*Anopheles, Aedes, Culex*)	Insect (Fly)	**Malaria**, Dengue Fever, Yellow Fever, West Nile Virus, Zika, Chikungunya, Filariasis.	Biological
Tsetse Flies (*Glossina*)	Insect (Fly)	**African Trypanosomiasis** (Sleeping Sickness).	Biological
Sand Flies (*Phlebotomus, Lutzomyia*)	Insect (Fly)	**Leishmaniasis**, Sandfly Fever.	Biological
Black Flies (*Simulium*)	Insect (Fly)	**Onchocerciasis** (River Blindness).	Biological
Fleas (especially Rat Flea, *Xenopsylla cheopis*)	Insect	**Plague**, Murine Typhus (Endemic Typhus).	Mechanical (Plague via bite/regurgitation), Biological (Murine Typhus).
Lice (*Pediculus*)	Insect	Epidemic Typhus, Trench Fever, Relapsing Fever.	Biological (via feces or crushed body).

lanetonline.com

Arthropod Vector	Classification	Diseases Transmitted (Examples)	Type of Transmission (General)
Triatomine Bugs (Kissing Bugs)	Insect (True Bug)	**Chagas Disease** (American Trypanosomiasis).	Biological (via feces).
Houseflies (*Musca domestica*)	Insect (Fly)	**Various enteric diseases** (e.g., Shigellosis, Cholera, E. coli), Trachoma, Yaws.	Mechanical (via contaminated body/feet).
Ticks (e.g., *Ixodes, Amblyomma*)	Arachnid	**Lyme Disease**, Rocky Mountain Spotted Fever, Viral Encephalitis, Tick-borne Relapsing Fever, Ehrlichiosis.	Biological
Mites (e.g., Chiggers, Scabies Mite)	Arachnid	**Scrub Typhus**, Rickettsialpox, Scabies.	Biological (Scrub Typhus via bite), Direct contact (Scabies).

Pilot questions 1

1. Mosquitoes belong to which family and what diseases do they transmit?
2. Name one insect of public health importance other than mosquitoes.
3. Ticks and mites belong to which class of arthropods?
4. State one disease transmitted by fleas.
5. Which arthropod is associated with the transmission of onchocerciasis?

Part 2 Rodents of Public Health Importance

2.1 Types and characteristics of rodents

Rodents are mammals belonging to the order Rodentia, characterised by a pair of continuously growing incisors in both the upper and lower jaws. They gnaw on a variety of materials to keep these teeth from overgrowing. Common types of rodents of public health importance include rats, mice, and squirrels. Their characteristics include rapid reproduction, adaptability to diverse

lanetonline.com

environments, and close association with human settlements, which makes them significant pests and disease carriers.

Fill in the blank: Rodents are characterised by continuously growing _____ in both the upper and lower jaws.

Figure 2.2 Types and characteristics of rodents

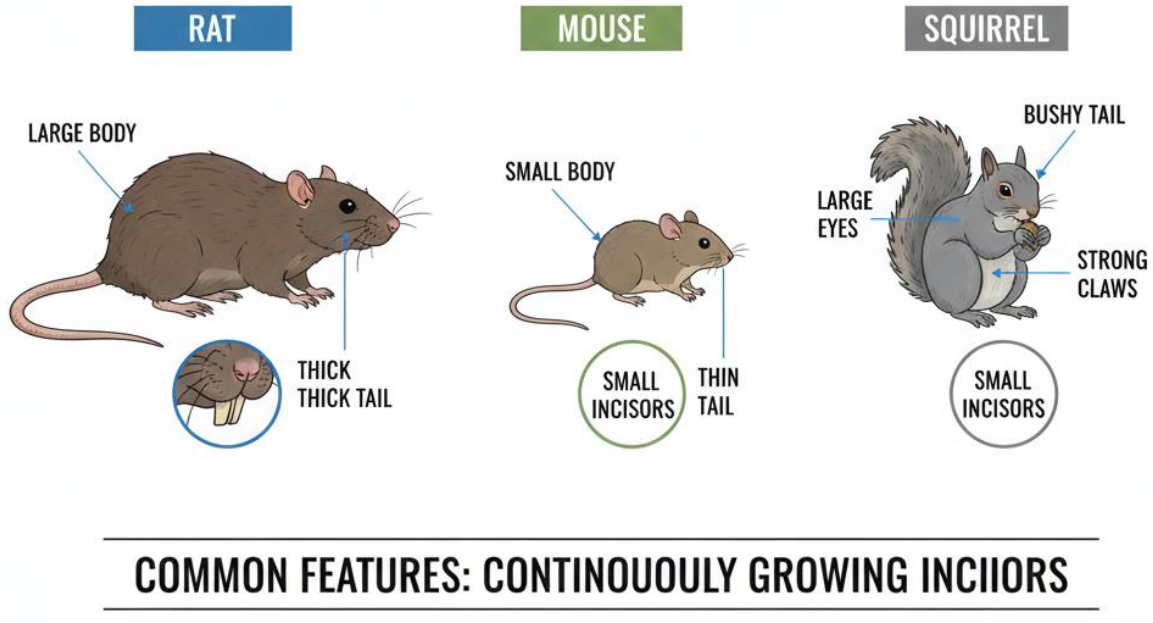

CC-BY

2.2 Habitats and life cycles of rodents

Rodents thrive in varied **habitats**, including urban areas, agricultural fields, forests, and households. Their ability to adapt to different environments makes them difficult to control. The **life cycle** of rodents is marked by rapid reproduction, with some species producing several litters

per year. This reproductive capacity allows populations to increase quickly, leading to infestations.

Fill in the blank: The ability of rodents to reproduce rapidly contributes to frequent _____ in human environments.

2.3 Diseases associated with rodents

Rodents are linked to several diseases of public health importance. For example, rats transmit **leptospirosis** through urine contamination, and they are also associated with plague when infested with fleas. Mice can spread salmonellosis, while squirrels may carry diseases such as tularemia. These diseases highlight the need for effective rodent control measures in both rural and urban settings.

Fill in the blank: Rats transmit _____ through urine contamination, which can affect humans in infested areas.

lanet.com

Rodent Group	Examples of Rodents	Diseases Transmitted (Examples)	Transmission Mechanism
Rats	**Norway Rat** (*Rattus norvegicus*), **Roof Rat** (*Rattus rattus*)	**Plague** (via infected rat fleas), **Leptospirosis** (via urine contamination), **Salmonellosis** (via feces contamination), **Murine Typhus** (via fleas).	Indirect (via fleas/mites), Direct (via urine/feces), Bite.
Mice	**House Mouse** (*Mus musculus*), Deer Mouse (*Peromyscus maniculatus*)	**Hantavirus Pulmonary Syndrome** (via aerosolized droppings/urine), **Lymphocytic Choriomeningitis (LCM)** (via droppings/urine), **Salmonellosis**.	Direct (via droppings/urine/saliva).
Squirrels/Other Wild Rodents	Ground Squirrels, Chipmunks, Prairie Dogs, Voles	**Bubonic Plague** (zoonotic cycle involving fleas), **Tularemia** (Rabbit Fever, via tick/fly bites or direct contact), **Lyme Disease** (as hosts for infected ticks).	Indirect (via ectoparasites like fleas and ticks), Direct (via bite/contact).

Pilot questions 2

1. What feature characterises rodents in the order Rodentia?
2. Name one common type of rodent of public health importance.
3. The ability of rodents to reproduce rapidly contributes to frequent _____ in human environments.
4. State one habitat where rodents thrive.
5. Which disease is transmitted by rats through urine contamination?

laenotime.com

Part 3 Public Health Implications and Control

3.1 Public health implications of arthropods and rodents

Arthropods and rodents have far-reaching **public health implications** because they act as vectors of disease, cause direct harm, and create environmental challenges. Mosquitoes, for example, transmit malaria and dengue, while rodents contaminate food and water supplies with pathogens such as leptospira. Their presence in human environments increases the risk of outbreaks, reduces quality of life, and places a burden on healthcare systems.

Fill in the blank: The contamination of food and water supplies by rodents can lead to outbreaks of _____.

[Insert diagram here]
Short description: Diagram showing the public health impacts of arthropods and rodents (disease transmission, contamination, nuisance).
Caption: Figure 2.3 Public health implications of arthropods and rodents
Sample AI prompt: "Generate a diagram showing arthropods and rodents linked to disease transmission, contamination, and nuisance."
Search string: "public health implications of arthropods and rodents diagram OER"

3.2 Control methods for arthropods

Control of arthropods involves several strategies. **Chemical control** uses insecticides such as pyrethroids, organophosphates, and carbamates. **Biological control** employs natural predators or pathogens to reduce arthropod populations. **Physical control** includes measures such as insect-proof screens and traps. **Environmental hygiene** reduces breeding sites, for example by eliminating stagnant water to control mosquitoes. Integrated approaches often combine these methods for greater effectiveness.

Fill in the blank: Eliminating stagnant water to reduce mosquito breeding is an example of _____ control.

Control Method	Description	Examples
Environmental Management / Hygiene	Modifying the environment to eliminate or reduce arthropod breeding sites, resting places, and food	**Source reduction** (e.g., draining stagnant water to control mosquitoes), proper **waste management** (reducing housefly and

lanetonline.com

Control Method	Description	Examples
	sources. This is often the most sustainable method.	cockroach access), improving **sanitation**, and maintaining clean surroundings.
Physical/Mechanical Control	Using physical barriers or devices to prevent contact between arthropods and humans or to directly capture/kill the pests.	**Screens** on windows and doors, **bed nets** (e.g., insecticide-treated nets or ITNs), **traps** (e.g., sticky traps, fly swatters), sealing cracks and crevices (exclusion).
Chemical Control	The targeted application of chemicals (pesticides) to kill arthropods or interrupt their life cycle. This must be used cautiously due to potential for resistance and environmental impact.	**Insecticides** (e.g., pyrethroids) used for **residual spraying** indoors, **larvicides** applied to water to kill mosquito larvae, use of **repellents** on skin/clothing.
Biological Control	The introduction or encouragement of natural enemies to suppress the arthropod population.	Introduction of **predatory fish** (e.g., *Gambusia*) into water sources to consume mosquito larvae, use of **bacteria** (e.g., *Bacillus thuringiensis* or *Bt*) as larvicides, and introducing **parasitoids**.

3.3 Control methods for rodents

Rodent control also requires a combination of approaches. **Mechanical control** includes traps and barriers. **Chemical control** involves rodenticides, though these must be used carefully to avoid environmental harm. **Environmental hygiene** reduces food sources and shelters, making habitats less favourable. Community-based programmes often combine education, sanitation, and targeted interventions to achieve sustainable rodent control.

Fill in the blank: The use of traps and barriers in rodent control is an example of _____ control.

lanetonline.com

Control Method	Description	Examples	Key Objective
Environmental Management / Sanitation	**Source reduction** by eliminating food, water, and shelter sources necessary for rodent survival and reproduction. This is the foundation of long-term control.	**Proper waste storage** (using secure, lidded bins), **eliminating standing water**, removing unnecessary clutter and debris, managing vegetation, and ensuring good hygiene around food handling areas.	To remove the conditions that support the rodent population.
Exclusion (Physical/Mechanical)	Preventing rodents from entering structures by sealing entry points, and using devices to capture or kill them directly.	**Rodent-proofing** buildings (sealing cracks, holes, and gaps with appropriate materials like steel wool or metal flashing), installing **door sweeps**, using various types of **traps** (snap traps, glue boards, live traps) placed strategically.	To prevent entry into human dwellings and to reduce existing populations directly.
Chemical Control	The judicious use of chemical agents to directly kill rodents. This method carries risks and must be used according to safety guidelines.	**Rodenticides** (poisons) classified as **anticoagulants** (e.g., Warfarin, Brodifacoum) or **non-anticoagulants** (e.g., bromethalin). These are typically placed in **tamper-proof bait stations**.	To rapidly reduce high rodent populations where other methods are insufficient.

lanetonline.com

Pilot questions 3

1. State one public health implication of rodents.
2. The contamination of food and water supplies by rodents can lead to outbreaks of _____.
3. Eliminating stagnant water to reduce mosquito breeding is an example of _____ control.
4. Name one chemical used in arthropod control.
5. The use of traps and barriers in rodent control is an example of _____ control.

Series Summary

This Series has focused on arthropods and rodents of public health importance, emphasising their relevance as vectors, pests, and sources of disease. Its purpose was to provide you with a structured understanding of their characteristics, habitats, life cycles, and the health risks they pose, while also highlighting appropriate control measures. By studying these organisms, you are better equipped to appreciate their impact on communities and the importance of effective management strategies.

We began by examining arthropods, including insects such as mosquitoes, flies, fleas, and lice, as well as other arthropods like ticks and mites, and the diseases they transmit. We then moved on to rodents, considering their types, characteristics, habitats, and associated diseases. Finally, we explored the wider public health implications of these groups and discussed methods of control, ranging from chemical and biological approaches to environmental hygiene. By completing this Series, you should now be able to define and explain the significance of arthropods and rodents, evaluate their public health implications, and demonstrate knowledge of appropriate control methods for both groups.

Concept Check Questions

Objective Questions

1. Mosquitoes belong to the family _____ and transmit malaria and dengue.
2. Black flies are associated with the transmission of _____.
3. Ticks and mites belong to the class _____.
4. Rodents are characterised by continuously growing _____ in both jaws.
5. Rats transmit _____ through urine contamination.
6. Eliminating stagnant water to reduce mosquito breeding is an example of _____ control.
7. The use of traps and barriers in rodent control is an example of _____ control.

lanetonline.com

Short-Answer Questions
8. Define arthropods of public health importance and give one example.
9. Explain the significance of ticks in public health.
10. Describe one disease associated with fleas.
11. State one characteristic of rodents that makes them difficult to control.
12. Explain how rodent habitats contribute to disease spread.
13. Identify one disease associated with mice.
14. Evaluate one public health implication of rodents.
15. Name one chemical used in arthropod control.

Long-Answer Questions
16. Analyse the diseases transmitted by arthropods, giving examples of vectors and their associated pathogens.
17. Discuss the types and characteristics of rodents and explain how these influence their role in public health.
18. Evaluate the public health implications of arthropods and rodents, and suggest integrated approaches for their control.
19. Examine the methods used to control arthropods and rodents, and assess their effectiveness in different environments.

Answers to Concept Check Questions

Objective Questions

1. Culicidae
2. Onchocerciasis
3. Arachnida
4. Incisors
5. Leptospirosis
6. Environmental
7. Mechanical

Short-Answer Questions
8. Arthropods of public health importance are organisms that transmit diseases or cause harm; example: mosquitoes.
9. Ticks transmit diseases such as Lyme disease and tick-borne encephalitis, making them significant vectors.
10. Fleas transmit plague.
11. Rodents reproduce rapidly, making them difficult to control.
12. Rodents thrive in diverse habitats such as houses and farms, increasing contact with humans and disease spread.
13. Mice can transmit salmonellosis.
14. Rodents contaminate food and water supplies, leading to outbreaks of diseases such as leptospirosis.
15. Pyrethroids are commonly used in arthropod control.

lantonline.com

Long-Answer Questions

16. Analyse the diseases transmitted by arthropods, giving examples of vectors and their associated pathogens

- *Basic response*: Arthropods such as mosquitoes transmit malaria, black flies transmit onchocerciasis, and fleas transmit plague.
- *Value-added response*: Learners may add that arthropods transmit diseases through mechanical and biological means, and that control strategies must target both breeding sites and transmission pathways.

17. Discuss the types and characteristics of rodents and explain how these influence their role in public health

- *Basic response*: Rodents such as rats, mice, and squirrels reproduce rapidly and adapt to diverse habitats, making them significant disease carriers.
- *Value-added response*: Learners may add that their gnawing behaviour damages property, their close association with humans increases risk, and their resilience requires integrated control measures.

18. Evaluate the public health implications of arthropods and rodents, and suggest integrated approaches for their control

- *Basic response*: Arthropods and rodents transmit diseases, contaminate food, and create nuisance, requiring control measures.
- *Value-added response*: Learners may add that integrated approaches combining chemical, biological, mechanical, and environmental hygiene are most effective, especially when supported by community participation.

19. Examine the methods used to control arthropods and rodents, and assess their effectiveness in different environments

- *Basic response*: Arthropods can be controlled using insecticides, biological agents, and environmental hygiene, while rodents can be managed with traps, rodenticides, and sanitation.
- *Value-added response*: Learners may add that effectiveness depends on local conditions, resistance patterns, and sustainability, and that integrated pest management offers long-term solutions.

Answers to Pilot Questions

Part 1

- Mosquitoes belong to the family *Culicidae* and transmit malaria and dengue.

lanetonline.com

- Black flies.
- Arachnida.
- Plague.
- Black flies.

Part 2

- Continuously growing incisors.
- Rat.
- Infestations.
- Urban houses, agricultural fields, or forests.
- Leptospirosis.

Part 3

- Contamination of food and water supplies.
- Leptospirosis.
- Environmental control.
- Pyrethroids.
- Mechanical control.

lanetonline.com

Series 3 Pesticides, Formulations, and Application Principles

Part 1 Introduction to Pesticides

- 1.1: Definition and types of pesticides
- 1.2: Importance of pesticides in public health
- 1.3: Hazards and safety considerations

Part 2 Pesticide formulations

- 2.1: Types of formulations (dusts, sprays, emulsions, granules, etc.)
- 2.2: Advantages and limitations of different formulations
- 2.3: Selection of appropriate formulations for specific contexts

Part 3 Principles of pesticide application

- 3.1: Methods of application (spraying, fogging, baiting, residual treatment)
- 3.2: Factors influencing effectiveness (dosage, timing, environmental conditions)
- 3.3: Integrated approaches and safe handling practices

Introduction

In the last Series, we explored arthropods and rodents of public health importance, examining their characteristics, habitats, and the diseases they transmit. While understanding these organisms is essential, effective management also requires knowledge of the tools used to control them. Pesticides remain one of the most widely applied measures in public health and agriculture, and their safe and strategic use is critical to protecting communities and the environment.

The aim of this Series is to introduce you to pesticides, their formulations, and the principles guiding their application. It seeks to equip you with the ability to recognise different types of pesticides, evaluate their formulations, and apply them effectively and safely in public health contexts.

lanetonline.com

We shall commence this Series by defining pesticides, outlining their types, and considering their importance and hazards. Next, we will move on to pesticide formulations, examining the different forms such as dusts, sprays, emulsions, and granules, along with their advantages and limitations. Finally, we will wrap up by discussing the principles of pesticide application, including methods, factors influencing effectiveness, and integrated approaches that ensure safe handling and sustainable use. This progression will provide you with a practical and comprehensive understanding of how pesticides are used in public health practice.

Series Learning Outcomes

Upon completing this Series, you should be able to:

- define pesticides and classify them into major types relevant to public health,
- explain the importance of pesticides in controlling pests and vectors,
- describe the hazards associated with pesticide use and outline basic safety considerations,
- identify different pesticide formulations such as dusts, sprays, emulsions, and granules,
- analyse the advantages and limitations of various pesticide formulations,
- demonstrate how to select appropriate formulations for specific public health contexts,
- describe methods of pesticide application including spraying, fogging, baiting, and residual treatment,
- evaluate the factors influencing pesticide effectiveness such as dosage, timing, and environmental conditions, and
- apply integrated approaches and safe handling practices in pesticide application.

Part 1 Introduction to Pesticides

1.1 Definition and types of pesticides

A **pesticide** is any chemical substance or biological agent used to kill, repel, or control pests, including insects, rodents, fungi, and unwanted plants. Pesticides are classified into several types based on their target organisms. These include **insecticides** (for insects), **rodenticides** (for rodents), **fungicides** (for fungi), **herbicides** (for weeds), and **larvicides** (for immature insect stages such as mosquito larvae). Each type plays a distinct role in public health and agriculture.

Fill in the blank: Chemicals used to control weeds are called _____.

lanetonline.com

Figure 3.1
Types of pesticides and their targets

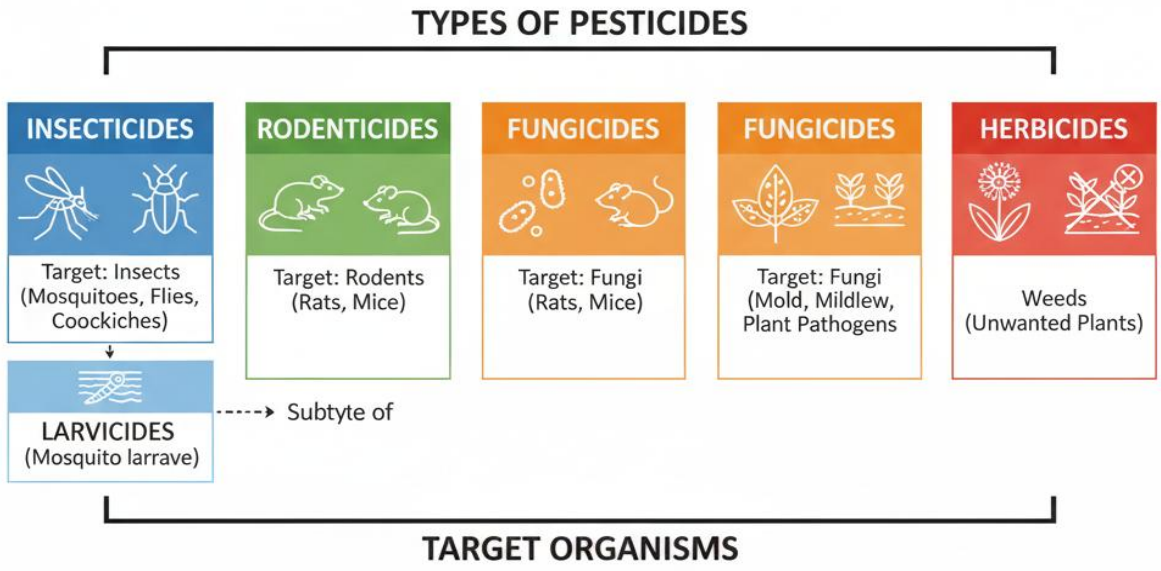

CC-BY

1.2 Importance of pesticides in public health

Pesticides are important tools in public health because they help reduce the burden of vector-borne diseases. For example, insecticides are used to control mosquitoes that transmit malaria, dengue, and yellow fever. Rodenticides reduce rodent populations that spread leptospirosis and plague. By lowering pest populations, pesticides contribute to improved health outcomes, food security, and quality of life. However, their use must be carefully managed to balance effectiveness with safety.

Fill in the blank: Insecticides are used to control _____ that transmit malaria and dengue.

1.3 Hazards and safety considerations

While pesticides are beneficial, they also pose **hazards**, which are potential risks to human health, animals, and the environment. Exposure to pesticides can cause acute effects such as poisoning, skin irritation, or respiratory problems, and chronic effects such as cancer or reproductive issues. Safety considerations include using protective equipment, following recommended dosages, and applying pesticides in appropriate conditions. Proper training and awareness are essential to minimise risks.

Fill in the blank: Wearing protective equipment during pesticide application helps reduce the risk of _____.

Area of Consideration	**Safety Measures**
Personal Protection	**Wear appropriate Personal Protective Equipment (PPE):** This includes coveralls, chemical-resistant gloves and boots, eye protection (goggles or face shield), and respiratory protection

laneon

Area of Consideration	Safety Measures
	(respirator) as required by the specific pesticide label. Never wear contaminated clothing.
Handling and Preparation	**Read and follow the label exactly:** The pesticide label is a legal document specifying application rates, target pests, and safety precautions. **Use the correct dosage:** Never overdose, as this increases risk without improving efficacy. Mix chemicals only in well-ventilated areas, away from food and water sources.
Application and Storage	**Ensure proper training:** All applicators must be trained in handling, mixing, applying, and storing the specific products being used. **Store pesticides securely:** Keep them in their original, clearly labeled containers, locked in a dedicated storage area away from children, pets, food, and animal feed. **Dispose of containers correctly:** Follow local regulations for triple-rinsing and disposing of empty containers.
Environmental and Public Health	**Isolate the application area:** Ensure non-target individuals (including the public and domestic animals) are kept out of the treatment zone during and immediately after application. **Minimize drift and runoff:** Apply pesticides when weather conditions are calm to prevent contamination of non-target areas like water sources or neighboring properties. **Observe pre-harvest/re-entry intervals.**
Emergency Response	**Know the first aid procedures:** Have the Safety Data Sheet (SDS) for the pesticide readily available and know the steps to take in case of accidental exposure (skin contact, inhalation, ingestion). Have access to a **working eyewash station** and be prepared to seek immediate medical attention.

Pilot questions 1

1. Define pesticide and give one example of its type.
2. Chemicals used to control weeds are called _____.
3. State one reason pesticides are important in public health.
4. Insecticides are used to control _____ that transmit malaria and dengue.
5. Wearing protective equipment during pesticide application helps reduce the risk of _____.

lanetonline.com

Part 2 Pesticide Formulations

2.1 Types of formulations

A **formulation** is the way a pesticide is prepared and presented for use. It combines the active ingredient with other substances to make it safe, effective, and convenient to apply. Common types include **dusts** (dry powders applied directly to surfaces), **sprays** (liquid preparations dispersed through spraying equipment), **emulsions** (mixtures of oil and water stabilised with emulsifiers), and **granules** (solid particles applied to soil or water). Each formulation is designed for specific situations and targets.

Fill in the blank: A pesticide prepared as dry powder for direct application is called a _____.

lanetonline.com

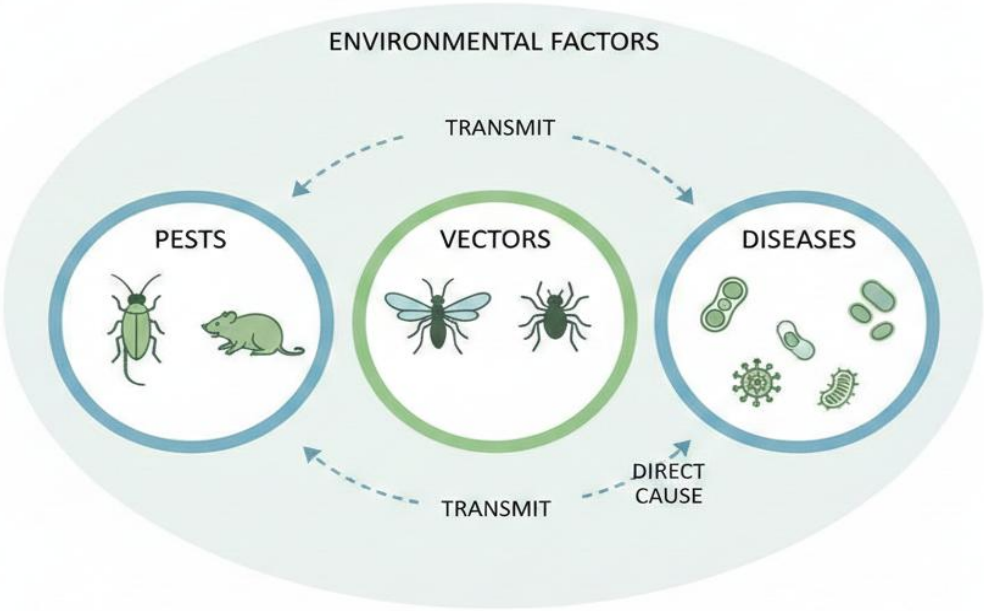

Figure 1.1 Relationship between pests, vectors, and diseases

CC-BY

2.2 Advantages and limitations of different formulations

Each formulation has its **advantages** and **limitations**. Dusts are easy to apply but may drift in the air. Sprays provide good coverage but require equipment and water. Emulsions are effective for oily substances but may separate if not mixed properly. Granules are useful for soil treatment but may be less effective on foliage. Understanding these strengths and weaknesses helps in choosing the right formulation for a given pest problem.

Fill in the blank: Sprays provide good coverage but require _____ and water.

Formulation	Advantages (Pros)	Limitations (Cons)
Dusts (D)	Ready-to-use (no mixing needed), excellent penetration into cracks, crevices, and rodent burrows. Low hazard if spilled (easy cleanup).	Easily drift off-target (high environmental hazard), leaves visible residue, poor adherence to vertical or wet surfaces, requires specialized dusting equipment.
Wettable Powders (WP)	High concentration of active ingredient (cost-effective), excellent residual effect, do not damage treated surfaces.	Require constant agitation in the spray tank to prevent settling, abrasive to spray equipment, leaves a visible, unattractive residue.
Emulsifiable Concentrates (EC)	High concentration of active ingredient, relatively easy to handle, requires minimal agitation, seldom clog spray nozzles.	High potential for phytotoxicity (plant damage) or damage to painted/plastic surfaces, often have a high solvent content (flammable, strong odor, higher dermal absorption risk), highly concentrated—easy to make application errors.
Solutions (S)	The active ingredient is dissolved in a liquid (usually water or a solvent); does not settle out, stain, or clog equipment.	Limited number of available active ingredients, often lower concentration, can sometimes be volatile.
Granules (G)	Ready-to-use (no mixing), safe to apply (low drift hazard), good penetration through dense foliage to reach soil or water below, excellent for treating standing water (larviciding).	Do not stick to foliage or vertical surfaces, typically expensive, only the active ingredient is toxic (ingestion hazard if mistaken for food/feed).

lanetonline.com

2.3 Selection of appropriate formulations for specific contexts

Selecting the right formulation depends on the pest, the environment, and the resources available. For example, dusts may be suitable for indoor use where water is scarce, while sprays are effective for outdoor mosquito control. Granules may be chosen for soil-borne pests, and emulsions for oily surfaces. The choice must also consider safety, cost, and ease of application.

Fill in the blank: Granules are most suitable for treating _____ pests.

Selection of Pesticide Formulations for Specific Contexts

The context of the application (e.g., location, surface type, pest location) determines the most suitable pesticide formulation for effectiveness and safety.

Context / Application Site	Preferred Formulations	Rationale for Selection
Indoor Surfaces (Walls, Ceilings)	**Wettable Powders (WP)**, **Flowables (F/SC)**, **Emulsifiable Concentrates (EC)** (less common).	WP/F provide good **residual activity** and adhere well to vertical surfaces. ECs are sometimes used but may damage finishes or have stronger odors.
Cracks, Crevices, and Void Areas	**Dusts (D)**, **Aerosols**, **Baits (B)**.	**Dusts** penetrate deeply into hidden spaces where crawling insects hide. Baits provide targeted control without widespread spraying.
Outdoor Soil or Water	**Granules (G)**, **Pellets (P)**, **Bait Blocks**.	**Granules** penetrate vegetation to reach the soil or aquatic environment (e.g., larviciding), and they have low drift potential. Bait blocks are used for rodent control in outdoor areas.
Oily or Non-Porous Surfaces	**Emulsifiable Concentrates (EC)**, **Oil-based Solutions**.	The active ingredient is dissolved in an oil/solvent, which spreads and adheres better to non-porous or oily surfaces, maximizing contact.

lanetonline.com

Context / Application Site	Preferred Formulations	Rationale for Selection
Direct Application to Livestock/Animals	**Pour-ons**, **Dips**, **Emulsifiable Concentrates (EC)**.	Formulations must be safe for animal contact, often applied as dips or washes, or as ready-to-use liquids to skin/coat.
Targeting Flying Insects (Space Spraying)	**Ultra-Low Volume (ULV) Sprays**, **Fogs**.	These create very fine droplets that remain airborne for a short time to contact and kill insects in flight; provide immediate "knockdown" but little residual effect.

Pilot questions 2

1. What is a pesticide formulation?
2. A pesticide prepared as dry powder for direct application is called a _____.
3. State one advantage and one limitation of sprays.
4. Sprays provide good coverage but require _____ and water.
5. Granules are most suitable for treating _____ pests.

Part 3 Principles of Pesticide Application

3.1 Methods of application

Pesticides can be applied using different **methods**, each suited to specific pests and environments. Common methods include **spraying** (dispersing liquid pesticides over surfaces or crops), **fogging** (producing fine droplets to control flying insects), **baiting** (using poisoned food to attract and kill pests such as rodents), and **residual treatment** (applying pesticides to surfaces where pests are likely to land or crawl). Choosing the right method depends on the target pest, the environment, and the resources available.

Fill in the blank: Using poisoned food to attract and kill rodents is known as _____.

lanetonline.com

Figure 3.3
Methods of pestidide application

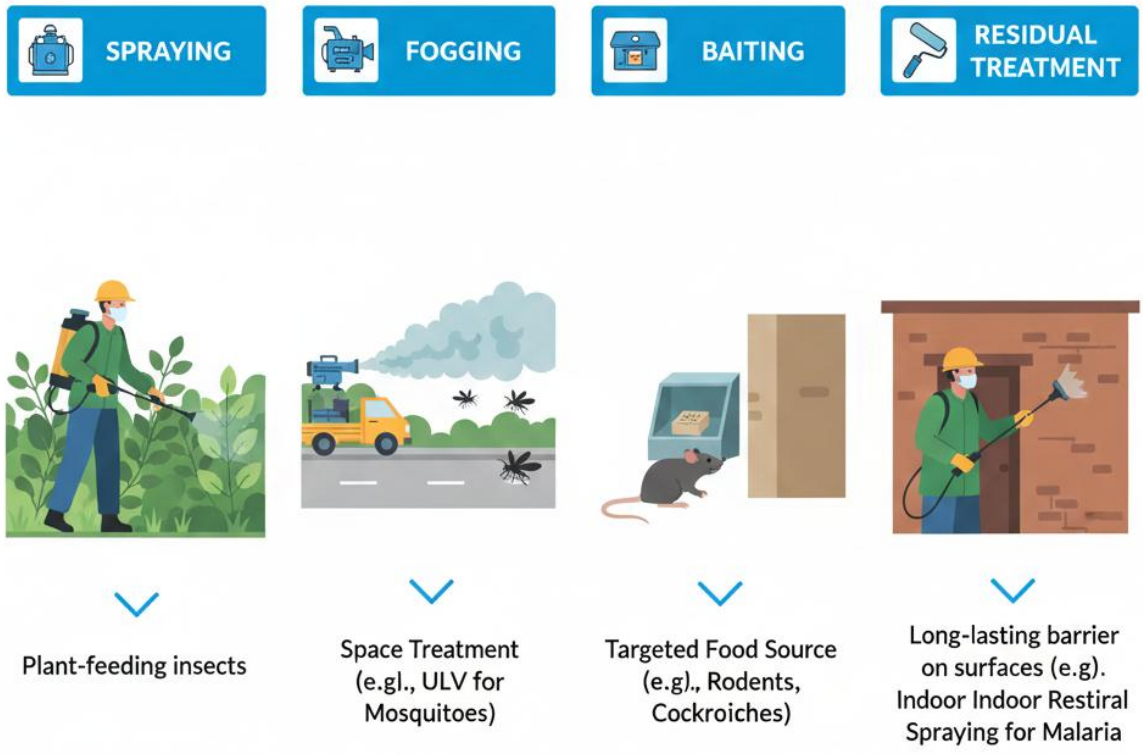

CC-BY

3.2 Factors influencing effectiveness

The **effectiveness** of pesticide application depends on several factors. These include the **dosage** (amount applied), **timing** (when the pesticide is applied), and **environmental conditions** (such as temperature, humidity, and wind). For example, spraying during windy conditions may reduce effectiveness due to drift, while applying pesticides at the wrong stage of pest development may fail to control the population. Careful planning ensures maximum impact with minimal waste.

Fill in the blank: Spraying pesticides during windy conditions may reduce effectiveness due to _____.

Plate 3.3 Environmental factors influencing pesticide effectivnents

3.3 Integrated approaches and safe handling practices

An **integrated approach** combines chemical, biological, mechanical, and environmental methods to achieve sustainable pest control. This reduces reliance on pesticides alone and helps prevent resistance. Safe handling practices are equally important, including wearing protective equipment, following recommended dosages, and storing pesticides securely. These measures protect applicators, communities, and the environment from harmful effects.

Fill in the blank: Combining chemical, biological, mechanical, and environmental methods is known as an _____ approach.

Area of Practice	Key Safety Measures
Protective Equipment (PPE)	**Always wear the correct PPE** as specified on the pesticide label. This typically includes **chemical-resistant gloves**, long-sleeved shirts, long pants, closed-toe shoes/boots, **eye protection** (goggles or face shield), and a **respirator** if required for the specific formulation.
Mixing and Dilution	**Mix in a well-ventilated area**, never near food, drinks, or sensitive areas. Use the **correct dosage**—measure accurately using dedicated equipment and follow the label's dilution instructions precisely. Never mix more than needed. **Add chemical to water**, not water to chemical, to minimize splashing and potential chemical reaction hazards.
Application	**Calibrate equipment** regularly to ensure the correct rate is applied. Apply only to the **target area** and pest. **Avoid drift** by observing wind conditions and using the largest droplet size consistent with good coverage. Stop application if weather conditions (wind, rain) become unfavorable.
Storage and Transport	**Store in the original container** with the label intact. Lock pesticides in a **dedicated, cool, dry, and well-ventilated area** away from food, feed, and water sources. Never transport pesticides in the passenger compartment of a vehicle. Secure them to prevent spills.
Spill and Disposal	**Have an absorbent material** (e.g., kitty litter, sand) and cleanup tools readily available for minor spills. For major spills, follow emergency procedures. **Triple-rinse** empty containers immediately and dispose of them according to local regulations. Never reuse pesticide containers.
Personal Hygiene	**Wash hands thoroughly** with soap and water immediately after handling any pesticide, even if gloves were worn. At the end of the day, **shower** and change into clean clothing. Launder work clothes separately from household laundry.

Pilot questions 3

1. Name one method of pesticide application.
2. Using poisoned food to attract and kill rodents is known as _____.
3. State one factor that influences pesticide effectiveness.
4. Spraying pesticides during windy conditions may reduce effectiveness due to _____.
5. Combining chemical, biological, mechanical, and environmental methods is known as an _____ approach.

lanetonline.com

Series Summary

This Series has introduced you to pesticides, their formulations, and the principles guiding their application. Its purpose was to highlight the importance of pesticides in public health, showing how they contribute to the control of pests and vectors while also emphasising the need for safety and responsible use. By engaging with this content, you have gained insight into both the benefits and hazards of pesticides, preparing you to apply them effectively and with care.

We began by defining pesticides, classifying them into types, and considering their relevance and risks. Then we examined pesticide formulations, looking at dusts, sprays, emulsions, and granules, alongside their advantages, limitations, and contexts of use. Finally, we explored application principles, including methods such as spraying, fogging, baiting, and residual treatment, as well as the factors influencing effectiveness and the importance of integrated approaches and safe handling practices. By completing this Series, you should now be able to define, explain, and classify pesticides, identify and analyse formulations, describe and evaluate application methods and influencing factors, and apply safe, integrated approaches to pesticide use.

Concept Check Questions

Objective Questions

1. Chemicals used to control weeds are called _____.
2. Insecticides are used to control _____ that transmit malaria and dengue.
3. Wearing protective equipment during pesticide application helps reduce the risk of _____.
4. A pesticide prepared as dry powder for direct application is called a _____.
5. Sprays provide good coverage but require _____ and water.
6. Granules are most suitable for treating _____ pests.
7. Using poisoned food to attract and kill rodents is known as _____.
8. Spraying pesticides during windy conditions may reduce effectiveness due to _____.
9. Combining chemical, biological, mechanical, and environmental methods is known as an _____ approach.

Short-Answer Questions

10. Define pesticide and give one example of its type.
11. Explain one reason pesticides are important in public health.
12. Describe one hazard associated with pesticide use.
13. Identify one advantage and one limitation of sprays.
14. State one context where granules are most effective.
15. Name one method of pesticide application.

lanetonline.com

16. Evaluate one factor that influences pesticide effectiveness.
17. List two safe handling practices in pesticide application.

Long-Answer Questions
18. Analyse the types of pesticides and explain their relevance to public health.
19. Discuss the hazards of pesticide use and outline key safety considerations.
20. Examine the different pesticide formulations, highlighting their advantages and limitations.
21. Assess the methods of pesticide application and explain how context influences their selection.
22. Evaluate the factors influencing pesticide effectiveness and propose strategies to improve outcomes.
23. Critically appraise integrated approaches to pesticide use and explain how safe handling practices contribute to sustainability.

Answers to Concept Check Questions

Objective Questions

1. Herbicides
2. Mosquitoes
3. Poisoning
4. Dusts
5. Equipment
6. Soil-borne
7. Baiting
8. Drift
9. Integrated

Short-Answer Questions
10. A pesticide is a chemical or biological agent used to control pests; example: insecticide.
11. Pesticides reduce vector populations, lowering the risk of diseases such as malaria.
12. One hazard is acute poisoning, which can occur through inhalation or skin contact.
13. Advantage: good coverage; limitation: requires equipment and water.
14. Granules are most effective for soil-borne pests.
15. Spraying.
16. Timing influences effectiveness; applying at the wrong pest stage reduces impact.
17. Wearing protective equipment and following recommended dosages.

Long-Answer Questions

18. Analyse the types of pesticides and explain their relevance to public health

- *Basic response*: Types include insecticides, rodenticides, fungicides, herbicides, and larvicides. They control vectors and pests that spread diseases.
- *Value-added response*: Learners may add that pesticides also support food security, reduce nuisance pests, and must be balanced with environmental sustainability.

lanetonline.com

19. Discuss the hazards of pesticide use and outline key safety considerations

- *Basic response*: Hazards include poisoning, skin irritation, and respiratory problems. Safety measures include protective equipment and correct dosage.
- *Value-added response*: Learners may add chronic risks such as cancer, the importance of training, and community awareness programmes.

20. Examine the different pesticide formulations, highlighting their advantages and limitations

- *Basic response*: Dusts, sprays, emulsions, and granules each have strengths and weaknesses. For example, sprays provide coverage but need equipment.
- *Value-added response*: Learners may add that formulation choice depends on pest type, environment, and cost-effectiveness, and that misuse can reduce efficiency.

21. Assess the methods of pesticide application and explain how context influences their selection

- *Basic response*: Methods include spraying, fogging, baiting, and residual treatment. Choice depends on pest and environment.
- *Value-added response*: Learners may add that resource availability, community acceptance, and environmental conditions also influence method selection.

22. Evaluate the factors influencing pesticide effectiveness and propose strategies to improve outcomes

- *Basic response*: Dosage, timing, and environmental conditions affect effectiveness.
- *Value-added response*: Learners may add strategies such as monitoring pest populations, adjusting application schedules, and using resistant management practices.

23. Critically appraise integrated approaches to pesticide use and explain how safe handling practices contribute to sustainability

- *Basic response*: Integrated approaches combine chemical, biological, mechanical, and environmental methods. Safe handling reduces risks.
- *Value-added response*: Learners may add that integrated pest management promotes long-term sustainability, reduces resistance, and protects ecosystems.

Answers to Pilot Questions

Part 1

- Herbicides.
- Mosquitoes.
- They reduce vector populations and help control diseases such as malaria.

lanetonline.com

- Mosquitoes.
- Poisoning.

Part 2

- A pesticide formulation is the way a pesticide is prepared and presented for use.
- Dusts.
- Good coverage; requires equipment and water.
- Equipment.
- Soil-borne pests.

Part 3

- Spraying.
- Baiting.
- Dosage, timing, or environmental conditions.
- Drift.
- Integrated approach.

lanetonline.com

Series 4 Pest and Vector Management Strategies, Equipment, and Control Methods

Part 1 Pest and vector management strategies

- 1.1: Principles of integrated pest management (IPM)
- 1.2: Biological, chemical, and environmental strategies
- 1.3: Community-based approaches and sustainability

Part 2 Equipment for pest and vector control

- 2.1: Sprayers and fogging machines
- 2.2: Traps, nets, and barriers
- 2.3: Maintenance and calibration of equipment

Part 3 Control methods in practice

- 3.1: Residual spraying and space treatment
- 3.2: Larval source management
- 3.3: Mechanical and physical control methods

Introduction

In the last Series, we examined pesticides, their formulations, and the principles guiding their application. While pesticides are powerful tools, their effectiveness depends on how well they are integrated into broader pest and vector management strategies. Communities face constant challenges from vectors such as mosquitoes and rodents, and without proper planning, equipment, and safe control methods, these challenges can escalate into serious public health concerns. This Series therefore builds on your knowledge of pesticides by focusing on how they are applied within structured management programmes.

The aim of this Series is to equip you with the knowledge and skills to plan, implement, and evaluate pest and vector management strategies. It will also help you to identify and use appropriate equipment, and to apply control methods safely and effectively in different contexts.

We shall commence this Series by exploring pest and vector management strategies, beginning with the principles of integrated pest management and moving on to biological, chemical, and environmental approaches, as well as community-based practices. Next, we will focus on equipment for pest and vector control, including sprayers, fogging machines, traps, nets, and barriers, together with their maintenance and calibration. Finally, we will wrap up by examining control methods in practice, such as residual spraying, larval source management, and mechanical approaches, ensuring that you can connect theory with practical application. This

laonline.com

progression will provide you with a comprehensive understanding of pest and vector management in public health.

Series Learning Outcomes

Upon completing this Series, you should be able to:

- define the principles of integrated pest management (IPM),
- explain biological, chemical, and environmental strategies for pest and vector control,
- evaluate the role of community-based approaches in achieving sustainable pest management,
- identify equipment commonly used in pest and vector control such as sprayers, fogging machines, traps, and nets,
- demonstrate how to maintain and calibrate pest and vector control equipment,
- describe practical control methods including residual spraying, space treatment, larval source management, and mechanical approaches, and
- analyse the effectiveness of different control methods in varied public health contexts.

Part 1 Pest and Vector Management Strategies

1.1 Principles of integrated pest management (IPM)

Integrated pest management (IPM) is a systematic approach that combines different methods to manage pests and vectors in a sustainable way. It emphasises prevention, monitoring, and control, using biological, chemical, mechanical, and environmental strategies together. The goal is to reduce reliance on pesticides while maintaining effective control and minimising risks to human health and the environment.

Fill in the blank: The systematic approach that combines different methods to manage pests sustainably is called _____.

laonline.com

Figure 4.1 Compoents of integrated pest management

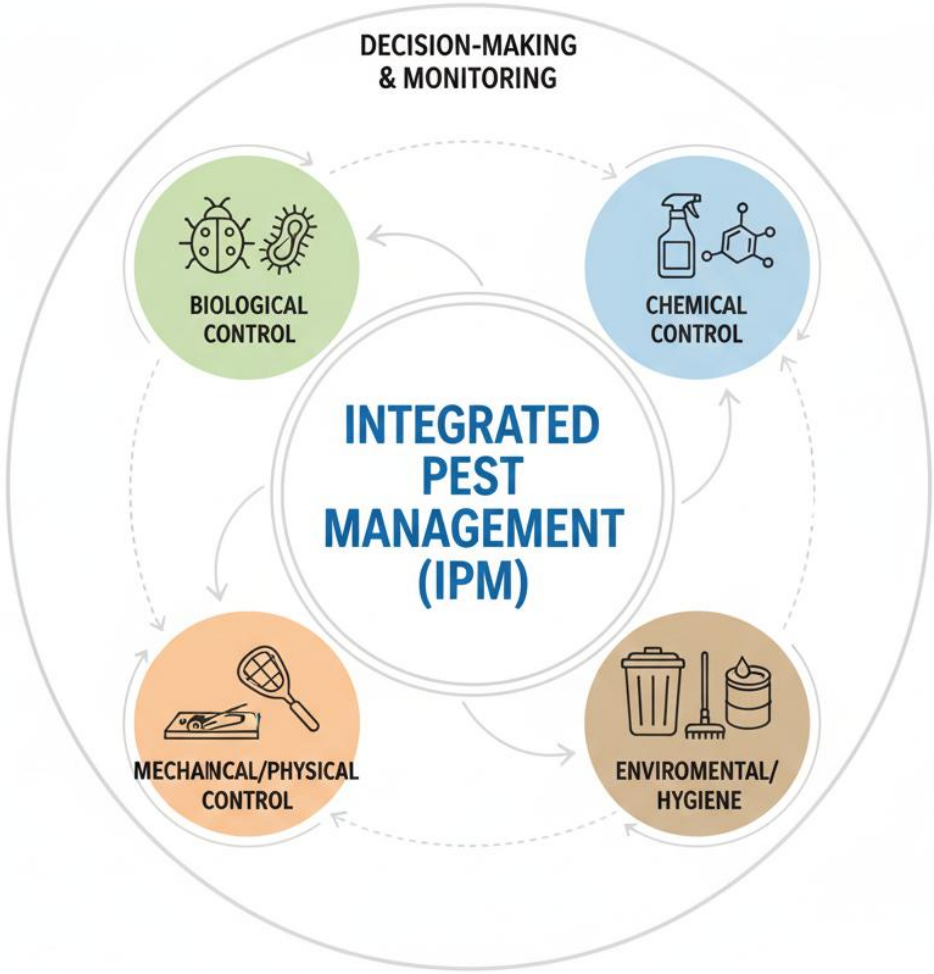

CC-BY

1.2 Biological, chemical, and environmental strategies

Biological control involves using natural predators, parasites, or pathogens to reduce pest populations. For example, introducing fish into water bodies to eat mosquito larvae. **Chemical control** uses pesticides such as insecticides and rodenticides, applied carefully to avoid resistance and environmental harm. **Environmental strategies** focus on modifying habitats to make them less suitable for pests, such as draining stagnant water or improving sanitation. Together, these strategies form the backbone of pest and vector management.

Fill in the blank: Introducing fish into water bodies to eat mosquito larvae is an example of _____ control.

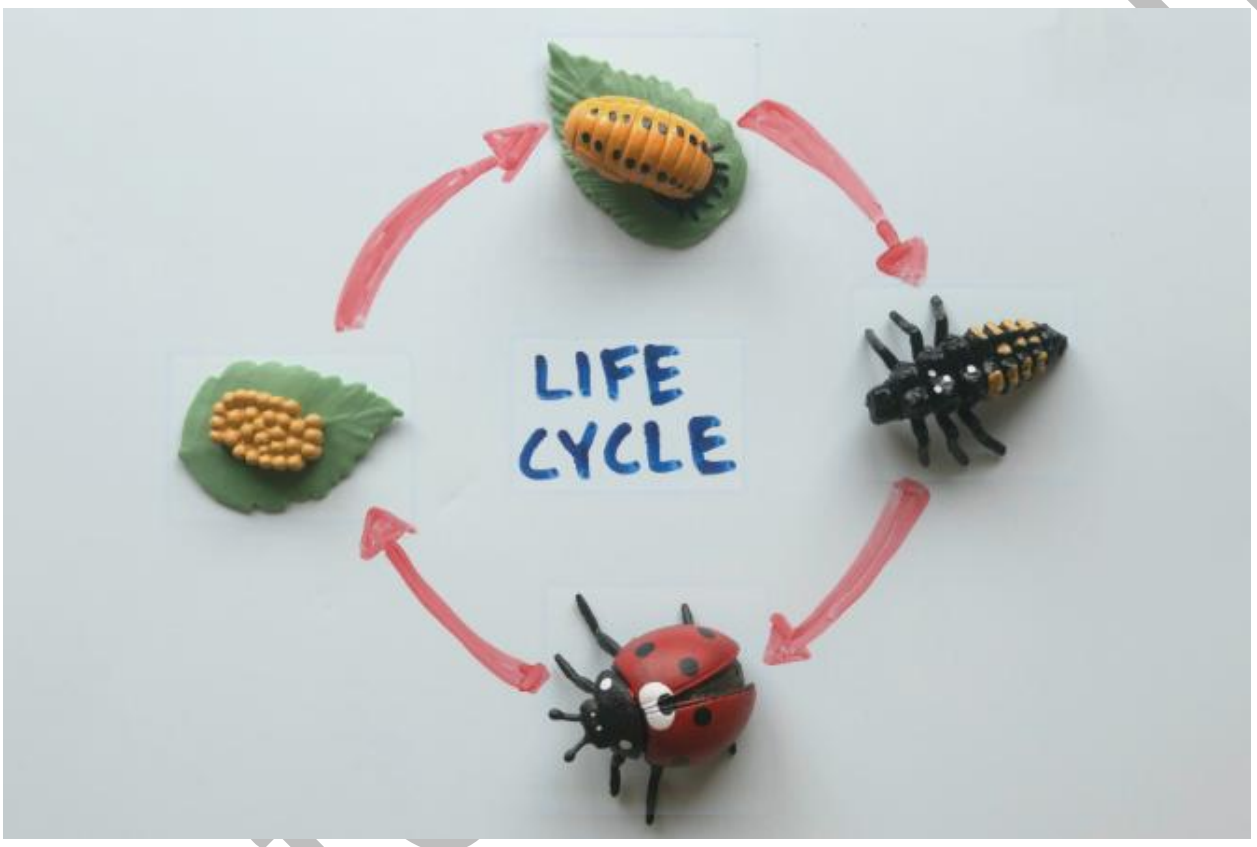

🔬 Pest Management Strategies

Here is a table listing biological, chemical, and environmental strategies used in pest management, along with examples of their applications.

Strategy Type	Definition	Examples of Application
Biological	Using living organisms (**natural enemies**) to control pests. This is also known as **biocontrol**.	Introducing **predators** (like lady beetles for aphids), **parasitoids** (like certain wasps that lay eggs in pests), or **pathogens** (like *Bacillus thuringiensis* (Bt) bacteria) to reduce pest populations.

lanet.com

| Chemical | Using pesticides (substances like insecticides, herbicides, and fungicides) to kill, repel, or control pests. | Applying synthetic insecticides (e.g., organophosphates, pyrethroids) or natural pesticides (e.g., neem oil) to crops to directly kill pests. |

| Environmental | Modifying the pest's environment, habitat, or the host crop to make it less favorable for the pest or more accessible to its natural enemies. This is part of Cultural Control. | Crop rotation, planting trap crops to lure pests away from the main crop, tilling to disrupt pest life cycles, or using resistant crop varieties. |

These strategies are often integrated into a comprehensive approach called **Integrated Pest Management (IPM)**, which emphasizes long-term prevention and minimizes economic, health, and environmental risks.

Would you like to know more about the **Integrated Pest Management (IPM)** approach?

1.3 Community-based approaches and sustainability

Community-based approaches involve engaging local populations in pest and vector management. This includes education, participation in source reduction activities, and collective responsibility for maintaining clean environments. Sustainability is achieved when communities adopt practices that can be maintained over time without excessive reliance on external resources. Examples include community clean-up campaigns, household use of mosquito nets, and local monitoring of vector breeding sites.

Fill in the blank: Household use of mosquito nets is an example of a _____-based approach to pest management.

[Insert plate here]
Short description: Image showing a community clean-up campaign to reduce mosquito breeding sites.
Caption: Plate 4.1 Community participation in pest management
Sample AI prompt: “Generate an image showing a community clean-up campaign targeting mosquito breeding sites.”
Search string: “community pest management mosquito clean-up OER image”

lanetonline.com

Pilot questions 1

1. What does IPM stand for and what is its main goal?
2. The systematic approach that combines different methods to manage pests sustainably is called _____.
3. Give one example of biological control.
4. Introducing fish into water bodies to eat mosquito larvae is an example of _____ control.
5. Household use of mosquito nets is an example of a _____-based approach to pest management.

Series Summary

This Series has focused on pest and vector management, highlighting its importance in safeguarding public health. The purpose was to build on your knowledge of pesticides by showing how they fit into broader strategies, supported by appropriate equipment and practical control methods. By engaging with this content, you have been guided to appreciate the value of integrated approaches that balance effectiveness, safety, and sustainability.

We began by exploring pest and vector management strategies, including the principles of integrated pest management, biological and chemical approaches, and community-based practices. We then moved on to equipment, examining sprayers, fogging machines, traps, nets, and the importance of maintenance and calibration. Finally, we considered control methods in practice, such as residual spraying, larval source management, and mechanical approaches. By completing this Series, you should now be able to define and explain IPM principles, evaluate community-based strategies, identify and demonstrate the use of equipment, describe practical control methods, and analyse their effectiveness in varied contexts.

Concept Check Questions

Objective Questions

1. The systematic approach that combines different methods to manage pests sustainably is called _____.
2. Introducing fish into water bodies to eat mosquito larvae is an example of _____ control.
3. Household use of mosquito nets is an example of a _____-based approach to pest management.
4. Sprayers and fogging machines are examples of _____ used in pest and vector control.

lanetonline.com

5. The process of adjusting equipment to ensure accurate pesticide delivery is known as _____.
6. Residual spraying is a method of pest control that targets _____ surfaces.
7. Larval source management focuses on eliminating _____ habitats.
8. Mechanical control methods include the use of _____ and barriers.

Short-Answer Questions

9. Define integrated pest management (IPM).
10. Explain one biological strategy for pest control.
11. Evaluate one advantage of community-based approaches in pest management.
12. Identify one piece of equipment used in vector control and state its function.
13. Describe one reason why calibration of equipment is important.
14. State one practical control method and explain its application.
15. Analyse one factor that influences the effectiveness of control methods.

Long-Answer Questions

16. Discuss the principles of integrated pest management and explain how they contribute to sustainability.
17. Compare biological, chemical, and environmental strategies, highlighting their strengths and limitations.
18. Evaluate the role of community-based approaches in pest and vector management.
19. Examine the types of equipment used in pest and vector control and explain how maintenance ensures effectiveness.
20. Assess practical control methods such as residual spraying, larval source management, and mechanical approaches, explaining their relevance in public health.
21. Critically analyse the effectiveness of different control methods in varied contexts, proposing strategies for improvement.

Answers to Concept Check Questions

Objective Questions

1. Integrated pest management (IPM)
2. Biological control
3. Community
4. Equipment
5. Calibration
6. Indoor or resting surfaces
7. Breeding
8. Traps

Short-Answer Questions

9. IPM is a systematic approach combining biological, chemical, mechanical, and environmental methods to manage pests sustainably.
10. Biological strategy: introducing fish to water bodies to eat mosquito larvae.
11. Community-based approaches encourage participation, making pest control more sustainable

lanetonline.com

and cost-effective.
12. Sprayer: used to disperse liquid pesticides over surfaces or crops.
13. Calibration ensures accurate dosage and prevents wastage or harm.
14. Residual spraying: applying pesticides to walls where mosquitoes rest.
15. Environmental conditions such as humidity or sanitation influence effectiveness.

Long-Answer Questions

16. Discuss the principles of integrated pest management and explain how they contribute to sustainability

- *Basic response*: IPM combines multiple methods to reduce reliance on pesticides and manage pests effectively.
- *Value-added response*: Learners may add that IPM prevents resistance, protects ecosystems, and promotes long-term sustainability through community involvement.

17. Compare biological, chemical, and environmental strategies, highlighting their strengths and limitations

- *Basic response*: Biological uses natural predators, chemical uses pesticides, environmental modifies habitats. Each has strengths and weaknesses.
- *Value-added response*: Learners may add that combining strategies enhances effectiveness, reduces risks, and addresses resistance issues.

18. Evaluate the role of community-based approaches in pest and vector management

- *Basic response*: Community participation ensures sustainability and reduces breeding sites.
- *Value-added response*: Learners may add that education, empowerment, and local monitoring strengthen long-term outcomes and reduce costs.

19. Examine the types of equipment used in pest and vector control and explain how maintenance ensures effectiveness

- *Basic response*: Equipment includes sprayers, fogging machines, traps, and nets. Maintenance ensures accurate application.
- *Value-added response*: Learners may add that calibration prevents overuse, reduces environmental harm, and prolongs equipment lifespan.

20. Assess practical control methods such as residual spraying, larval source management, and mechanical approaches, explaining their relevance in public health

- *Basic response*: These methods target vectors at different stages and reduce disease transmission.
- *Value-added response*: Learners may add that combining methods enhances effectiveness, adapts to local contexts, and supports integrated management.

lanetonline.com

21. Critically analyse the effectiveness of different control methods in varied contexts, proposing strategies for improvement

- *Basic response*: Effectiveness depends on context, resources, and pest behaviour.
- *Value-added response*: Learners may add strategies such as monitoring, adapting to environmental changes, and integrating multiple approaches for resilience.

Answers to Pilot Questions

Part 1

- Integrated pest management (IPM); its main goal is sustainable pest control with minimal risk.
- Integrated pest management.
- Biological control.
- Biological control.
- Community.

Part 2

- Sprayers, fogging machines, traps, and nets.
- Calibration.
- Calibration ensures accurate pesticide delivery and prevents wastage or harm.

Part 3

- Residual spraying.
- Indoor or resting surfaces.
- Breeding habitats.
- Traps and barriers.

lanetonline.com

Series 5 Integrated Approaches, Insecticide Resistance Management, and Vector Control Programmes

Part 1 Integrated approaches to vector control

- 1.1: Concept and principles of integrated vector management (IVM)
- 1.2: Combining chemical, biological, mechanical, and environmental methods
- 1.3: Benefits and challenges of integrated approaches

Part 2 Insecticide resistance management

- 2.1: Causes and mechanisms of insecticide resistance
- 2.2: Monitoring and detection of resistance
- 2.3: Strategies for managing and preventing resistance

Part 3 Vector control programmes

- 3.1: Organisation and structure of vector control programmes
- 3.2: Implementation and community participation
- 3.3: Monitoring, evaluation, and sustainability of programmes

Introduction

In the last Series, we examined pest and vector management strategies, equipment, and control methods, focusing on how communities and professionals can implement safe and effective practices. Yet, pest control is not static. Vectors adapt, and insecticide resistance has become a growing challenge worldwide. To ensure long-term success, integrated approaches and well-structured programmes are essential. This Series therefore builds on your previous learning by addressing how resistance can be managed and how vector control can be organised at scale.

The aim of this Series is to equip you with the knowledge and skills to apply integrated approaches to vector control, manage insecticide resistance effectively, and understand the design and implementation of vector control programmes.

We shall commence this Series by exploring integrated approaches, highlighting how chemical, biological, environmental, and mechanical methods can be combined for sustainable outcomes. Next, we will move on to insecticide resistance management, examining its causes, consequences, and strategies for mitigation. Finally, we will wrap up by studying vector control programmes, focusing on their organisation, monitoring, and evaluation, so that you can appreciate how these efforts are coordinated at community, national, and global levels. This

lanetonline.com

progression will provide you with a comprehensive understanding of how integrated approaches and resistance management underpin effective vector control

Series Learning Outcomes

Upon completing this Series, you should be able to:

- define the concept and principles of integrated vector management (IVM),
- explain how chemical, biological, mechanical, and environmental methods can be combined in integrated approaches,
- analyse the benefits and challenges of integrated approaches to vector control,
- describe the causes and mechanisms of insecticide resistance in vector populations,
- demonstrate how insecticide resistance can be monitored and detected,
- evaluate strategies for managing and preventing insecticide resistance,
- identify the organisation and structure of vector control programmes,
- explain the role of community participation in implementing vector control programmes, and
- assess the importance of monitoring, evaluation, and sustainability in vector control programmes.

Part 1 Integrated Approaches to Vector Control

1.1 Concept and principles of integrated vector management (IVM)

Integrated vector management (IVM) is a rational decision-making process for the optimal use of resources in controlling vector populations. It combines multiple strategies such as chemical, biological, mechanical, and environmental methods to achieve sustainable outcomes. The principles of IVM include evidence-based decision making, collaboration across sectors, community participation, and sustainability. By integrating different approaches, IVM reduces reliance on a single method and helps prevent challenges such as insecticide resistance.

Fill in the blank: The rational decision-making process that combines multiple strategies for vector control is called _____.

lanetonline.com

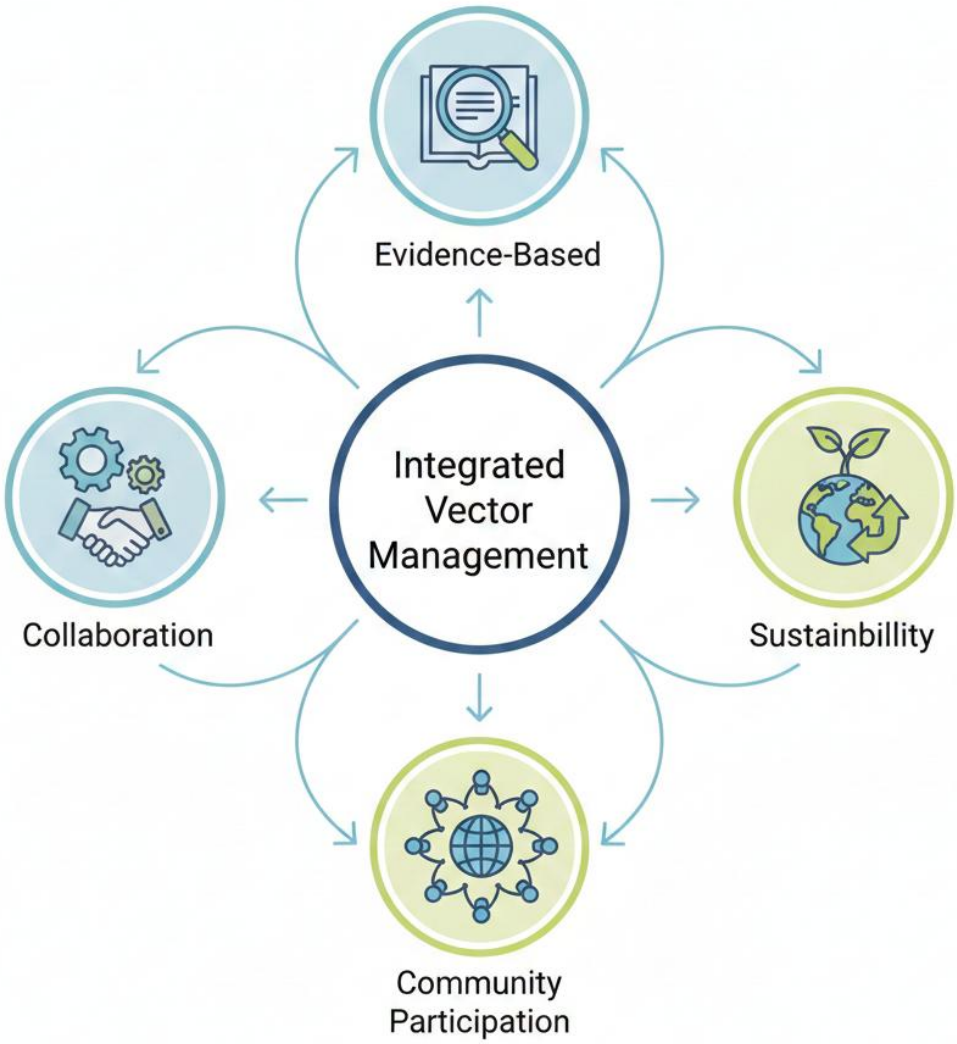

Figure 5.1 Principles of Vector Management

1.2 Combining chemical, biological, mechanical, and environmental methods

Chemical methods involve the use of insecticides to reduce vector populations, but they must be applied carefully to avoid resistance. **Biological methods** use natural predators or pathogens, such as fish that feed on mosquito larvae. **Mechanical methods** include physical barriers like nets or traps. **Environmental methods** focus on modifying habitats, for example draining stagnant water or improving sanitation. When combined, these approaches complement each other and provide more effective and sustainable control.

Fill in the blank: Draining stagnant water to reduce mosquito breeding is an example of _____ control.

Table 5.1 Examples of chemical, biolognical, and environmental methods

Method	Description	Examples	Applications
	Use of pesticides to kill or repel vectors.	Insecticides (DDT, P'yerthroids)	Mosquito coils, indoor residal spraving in standing water.
	Insectucides of natural or alingens.	Pretatory fish (Ganvicides (Temephos)	Larval contro bavene control standing water
Biological	Introduction of natural enemies or pathorons.	Pretatory fish (Gambisua), thrteluis thuerelensis (Bti), Nematodes.	Larval control in water tanks, insects, mosquito reduction in ponds
Mechanical	Physical barriers or tools prevent vector contact	Mosquito nets, window tanks, releasterile insects	Personal protection, fo mass trapping in flies
	Physical barriers or tools to prevent vector contact	Drainge nets coens, waste manageent ohing	Personal prets from homes, land leveling
Environmental	Modification of habitats to prevent iont umed tungunt breeding	Dlaination of stagant wate, rodest contro nt leveling	Elimination of breding sites, biting insect habitats

1.3 Benefits and challenges of integrated approaches

Integrated approaches offer several **benefits**, including reduced reliance on insecticides, prevention of resistance, improved sustainability, and stronger community involvement. They also allow flexibility, as different methods can be adapted to local contexts. However, there are **challenges**, such as the need for coordination across sectors, adequate funding, and consistent monitoring. Without proper organisation, integrated approaches may fail to achieve their intended outcomes.

Fill in the blank: One major challenge of integrated approaches is the need for effective _____ across sectors.

Caption: Box 5.1 Benefits and challenges of integrated approaches
[Insert box here]
Short description: Box summarising benefits (sustainability, reduced resistance, community involvement) and challenges (coordination, funding, monitoring).
Sample AI prompt: “Create a text box listing benefits and challenges of integrated approaches to vector control.”
Search string: “benefits challenges integrated vector management OER”

Pilot questions 1

1. What does IVM stand for and what is its main purpose?
2. The rational decision-making process that combines multiple strategies for vector control is called _____.
3. Give one example of a biological method of vector control.
4. Draining stagnant water to reduce mosquito breeding is an example of _____ control.
5. One major challenge of integrated approaches is the need for effective _____ across sectors.

Part 2 Insecticide Resistance Management

2.1 Causes and mechanisms of insecticide resistance

Insecticide resistance occurs when vector populations develop the ability to survive exposure to chemicals that would normally kill them. This happens due to genetic changes passed on through successive generations. The main **mechanisms** include metabolic resistance (where enzymes break down insecticides), target site resistance (where the insecticide no longer binds effectively), and behavioural resistance (where vectors change their habits to avoid contact). Understanding these causes and mechanisms is essential for designing effective control strategies.

Fill in the blank: When vectors change their habits to avoid contact with insecticides, it is called _____ resistance.

lanetonline.com

Figure 5.2
Mechanisms of Insecticde Resistance

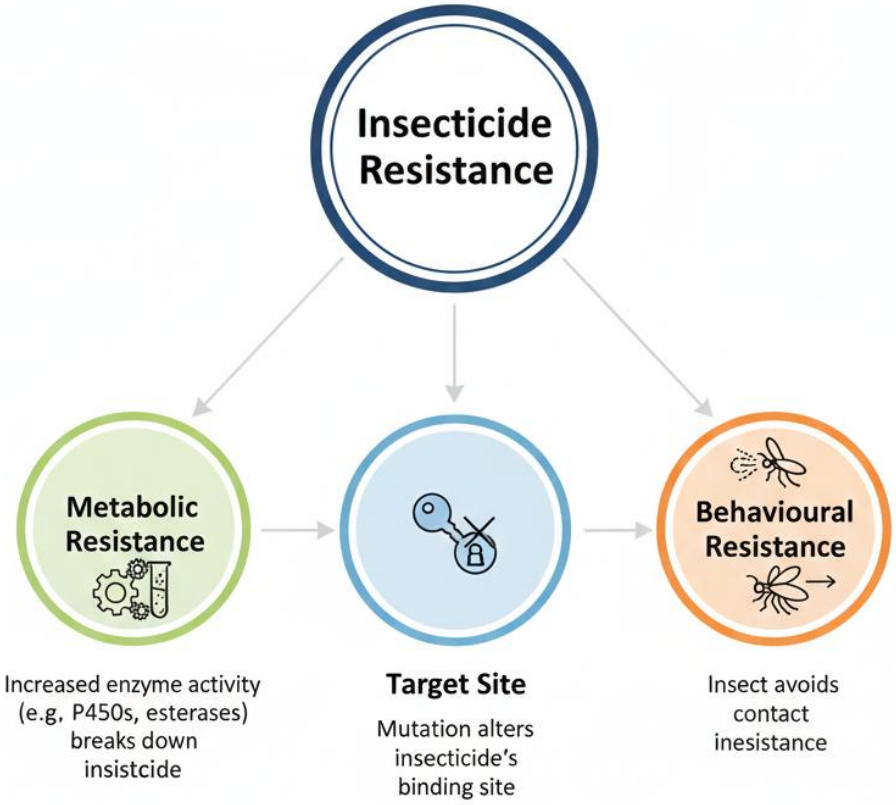

2.2 Monitoring and detection of resistance

Monitoring resistance involves regular testing of vector populations to determine their susceptibility to insecticides. Methods include bioassays, molecular techniques, and field surveillance. **Bioassays** expose vectors to insecticides under controlled conditions to measure mortality rates. **Molecular techniques** detect genetic markers associated with resistance. Effective monitoring allows early detection and helps guide decisions on which insecticides remain effective.

Fill in the blank: Exposing vectors to insecticides under controlled conditions to measure mortality rates is called a _____.

Plate 5.2 Laboratory bioasay for insteciide resistance

2.3 Strategies for managing and preventing resistance

Strategies for managing resistance include rotating insecticides with different modes of action, combining chemical and non-chemical methods, and reducing unnecessary use of insecticides. Preventing resistance also requires community involvement, proper training of applicators, and adherence to recommended dosages. Integrated approaches that combine chemical, biological, and environmental methods are most effective in slowing down resistance development.

Fill in the blank: Rotating insecticides with different modes of action is a strategy for managing _____.

Strategy	Description
Rotation/Alternation	**Rotate** or **alternate** between insecticides that have **different Modes of Action (MoA)**, ensuring that successive generations of the vector are not exposed to the same MoA group. This prevents the selection of resistance to a single chemical class.
Combination/Mixtures	Use a **full-dose mixture** of two or more insecticides with **different MoAs** at the same time. This is effective because an insect resistant to one chemical is killed by the other, delaying resistance development.
Integrated Control	Incorporate a **combination of methods** beyond just chemicals. This includes: **Biological control** (e.g., using natural predators or pathogens). **Environmental management** (e.g., source reduction like draining breeding sites). **Mechanical methods** (e.g., physical barriers like window screens or nets).
Reduced Use/Targeting	Use insecticides **only when necessary** and only when the pest population exceeds a defined **economic or action threshold**. Target the **most vulnerable life stage** of the insect, and use selective, rather than broad-spectrum, insecticides where feasible.
Proper Application	Always follow the **product label recommendations** for the correct dose, application rate, and spray interval. Using full, labeled rates is generally recommended to kill both susceptible and resistant heterozygote individuals. **Poor application** (e.g., wrong rate or coverage) favors resistance development.
Refugia (Untreated Areas)	In some contexts (e.g., agricultural pest control, or vector control with specific technologies like insecticide-treated nets), maintain a **refuge** or **unsprayed area**. This allows susceptible insects to survive, mate with resistant individuals, and thus dilute resistance genes in the population.
Monitoring and Training	**Regularly monitor** vector populations for changes in density and susceptibility to insecticides using standardized **bioassays** . **Train personnel and communities** on the correct use of insecticides and the principles of Integrated Vector Management (IVM) to ensure compliance and effective resistance prevention.

lanetonline.com

Pilot questions 2

1. Define insecticide resistance.
2. When vectors change their habits to avoid contact with insecticides, it is called _____ resistance.
3. What is a bioassay?
4. Exposing vectors to insecticides under controlled conditions to measure mortality rates is called a _____.
5. Rotating insecticides with different modes of action is a strategy for managing _____.

Part 3 Vector Control Programmes

3.1 Organisation and structure of vector control programmes

Vector control programmes are organised systems designed to reduce or eliminate vector populations and prevent disease transmission. They are usually structured at national, regional, and community levels, with clear roles for government agencies, health workers, and local communities. Effective organisation ensures coordination, resource allocation, and accountability. Programmes often integrate surveillance, intervention, and education components to achieve long-term impact.

Fill in the blank: Vector control programmes are organised systems designed to reduce or eliminate _____ populations.

[Insert diagram here]
Short description: Diagram showing the organisational structure of a vector control programme (national, regional, community levels).
Caption: Figure 5.3 Organisation of vector control programmes
Sample AI prompt: “Generate a diagram showing national, regional, and community levels in vector control programme organisation.”
Search string: “vector control programme organisation structure diagram OER”

3.2 Implementation and community participation

Implementation involves putting planned interventions into practice, such as spraying, distributing nets, or environmental management. **Community participation** is critical, as local involvement ensures sustainability and ownership. Communities may take part in clean-up campaigns, monitoring breeding sites, or using protective measures like insecticide-treated nets. Without active participation, programmes may struggle to achieve their objectives.

Fill in the blank: Distributing insecticide-treated nets is an example of programme _____.

lanetonline.com

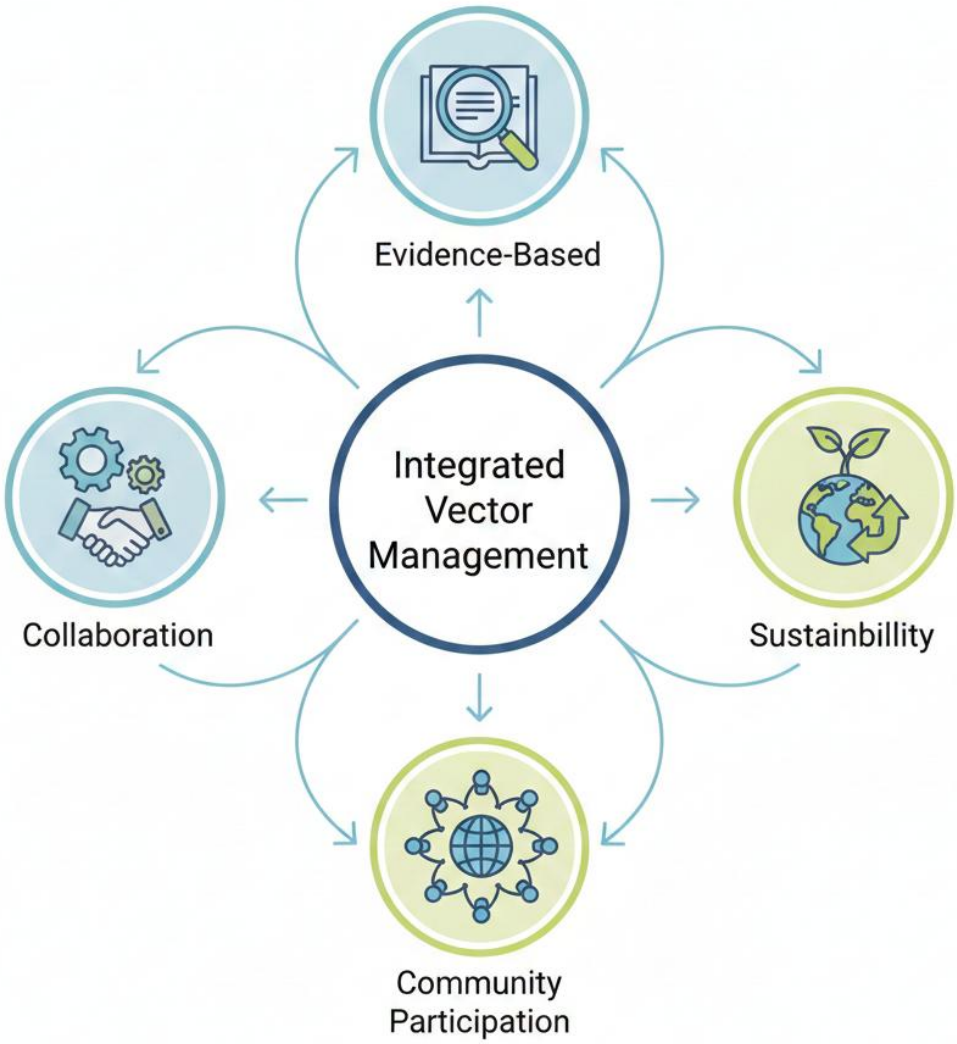

Figure 5.1 Principles of Vector Management

3.3 Monitoring, evaluation, and sustainability of programmes

Monitoring and evaluation are essential to measure the effectiveness of interventions and identify areas for improvement. **Monitoring** involves tracking activities such as coverage of spraying or net distribution. **Evaluation** assesses outcomes, such as reduced vector density or lower disease incidence. Sustainability depends on consistent funding, political commitment, and community ownership. Programmes that integrate monitoring and evaluation are more likely to remain effective over time.

Fill in the blank: Tracking activities such as coverage of spraying or net distribution is part of programme _____.

Monitoring, Evaluation, and Sustainability in Vector Control Programmes

Monitoring, evaluation, and sustainability are crucial elements for ensuring that vector control programmes remain effective, efficient, and relevant over the long term. These components form a continuous loop that informs decision-making and ensures optimal resource use.

---

1. Monitoring

Monitoring is a continuous process of collecting and analyzing data on activities and their immediate results, comparing them with initial plans. It answers the question: **"Are we doing what we planned to do?"**

- **Focus Areas:**
  - **Implementation:** Tracking activities like the number of **insecticide-treated nets (ITNs)** distributed, houses sprayed with **Indoor Residual Spraying (IRS)**, larvae control applications, or community mobilization efforts.
  - **Vector Dynamics:** Regular surveillance of **vector density, species composition, biting rates**, and mapping of **breeding sites**.
  - **Insecticide Resistance:** Conducting regular **bioassays** to check the **susceptibility** of local vector populations to the insecticides being used.
  - **Coverage & Use:** Assessing the **operational coverage** (e.g., percentage of target houses sprayed) and **behavioral uptake** (e.g., percentage of people sleeping under ITNs).

---

2. Evaluation

Evaluation is a periodic, systematic assessment of the **relevance, efficiency, effectiveness, impact, and sustainability** of the programme. It answers the question: **"Is the programme achieving its intended goals and making a difference?"**

- **Key Areas:**
  - **Outcome/Impact:** Measuring the resulting changes, such as the **reduction in vector-borne disease incidence** (e.g., malaria or dengue cases) or prevalence.
  - **Efficiency:** Assessing the **cost-effectiveness** of interventions (e.g., cost per person protected or cost per case averted).
  - **Effectiveness:** Determining if the intervention is working as expected under real-world conditions (e.g., is IRS successfully reducing vector survival or is the larvicide application achieving high mortality?).

---

lanetonline.com

3. Sustainability

Sustainability refers to the ability of a programme to continue its activities and benefits over time without compromising future efforts. It relies heavily on local ownership and adequate resource mobilization.

- **Key Pillars for Sustainability:**
  - **Institutional & Political Support:** Ensuring the programme is integrated into the **national and local health system** and has long-term political commitment.
  - **Financial Security:** Developing a **diverse and reliable funding mechanism**, including domestic government budget allocations, not just reliance on external donors.
  - **Capacity Building:** Maintaining a **well-trained and skilled workforce** at all levels (technical, managerial, and operational).
  - **Community Participation:** Fostering **local ownership** and **community involvement** in planning, implementation, and maintenance of control measures.
  - **Evidence-Based Adaption:** Using data from monitoring and evaluation to **adapt strategies** (e.g., switching insecticide classes when resistance is detected) to ensure the intervention remains effective.

Pilot questions 3

1. What are vector control programmes designed to reduce or eliminate?
2. Vector control programmes are organised systems designed to reduce or eliminate _____ populations.
3. Give one example of programme implementation.
4. Distributing insecticide-treated nets is an example of programme _____.
5. Tracking activities such as coverage of spraying or net distribution is part of programme _____.

Series Summary

This Series has highlighted the importance of integrated approaches in vector control, showing how combining different methods can achieve sustainable outcomes while reducing reliance on insecticides. It has also addressed the growing challenge of insecticide resistance, emphasising the need for careful monitoring and management, and concluded with an exploration of how

laenonline.com

vector control programmes are organised, implemented, and sustained at different levels. The purpose was to equip you with both the theoretical understanding and practical skills required to contribute to effective and resilient public health interventions.

We began by examining the concept and principles of integrated vector management, then moved on to combining chemical, biological, mechanical, and environmental methods, considering their benefits and challenges. Following that, we explored insecticide resistance, looking at its causes, mechanisms, monitoring techniques, and strategies for prevention. Finally, we studied vector control programmes, focusing on organisation, community participation, and the importance of monitoring and sustainability. By completing this Series, you should now be able to define and explain integrated approaches, describe and evaluate insecticide resistance and its management, and analyse the organisation, implementation, and sustainability of vector control programmes.

Concept Check Questions

Objective Questions

1. The rational decision-making process that combines multiple strategies for vector control is called _____.
2. Draining stagnant water to reduce mosquito breeding is an example of _____ control.
3. One major challenge of integrated approaches is the need for effective _____ across sectors.
4. When vectors change their habits to avoid contact with insecticides, it is called _____ resistance.
5. Exposing vectors to insecticides under controlled conditions to measure mortality rates is called a _____.
6. Rotating insecticides with different modes of action is a strategy for managing _____.
7. Vector control programmes are organised systems designed to reduce or eliminate _____ populations.
8. Distributing insecticide-treated nets is an example of programme _____.
9. Tracking activities such as coverage of spraying or net distribution is part of programme _____.

lanetonline.com

Short-Answer Questions

10. Define integrated vector management (IVM).
11. Explain one benefit of combining chemical, biological, mechanical, and environmental methods.
12. Analyse one challenge of integrated approaches to vector control.
13. Describe one mechanism of insecticide resistance.
14. Identify one method used to monitor insecticide resistance.
15. Evaluate one strategy for preventing insecticide resistance.
16. State one role of national agencies in vector control programmes.
17. Explain why community participation is critical in programme implementation.
18. Describe one reason why monitoring and evaluation are important for sustainability.

Long-Answer Questions

19. Discuss the principles of integrated vector management and explain how they contribute to sustainability.
20. Compare chemical, biological, mechanical, and environmental methods, highlighting their strengths and limitations.
21. Evaluate the benefits and challenges of integrated approaches to vector control.
22. Examine the causes and mechanisms of insecticide resistance in vector populations.
23. Analyse methods for monitoring insecticide resistance and explain their importance in guiding control decisions.
24. Assess strategies for managing and preventing insecticide resistance, explaining their relevance in public health.
25. Describe the organisation and structure of vector control programmes, explaining how coordination supports effectiveness.
26. Critically appraise the role of community participation in vector control programmes.
27. Evaluate the importance of monitoring, evaluation, and sustainability in ensuring long-term success of vector control programmes.

Answers to Concept Check Questions

Objective Questions

1. Integrated vector management (IVM)
2. Environmental control
3. Coordination
4. Behavioural resistance
5. Bioassay
6. Resistance
7. Vector
8. Implementation
9. Monitoring

Short-Answer Questions

10. IVM is a rational decision-making process that combines multiple strategies for vector control.

lanetonline.com

11. Combining methods reduces reliance on insecticides and improves sustainability.
12. One challenge is the need for coordination across multiple sectors.
13. Metabolic resistance, where enzymes break down insecticides.
14. Bioassays or molecular techniques.
15. Rotating insecticides with different modes of action.
16. National agencies provide organisation, resources, and oversight.
17. Community participation ensures sustainability and ownership of interventions.
18. Monitoring and evaluation identify effectiveness and areas for improvement.

Long-Answer Questions

19. Discuss the principles of integrated vector management and explain how they contribute to sustainability

- *Basic response*: IVM combines multiple strategies, guided by evidence, collaboration, and community participation.
- *Value-added response*: Learners may add that IVM reduces resistance, optimises resources, and ensures long-term sustainability.

20. Compare chemical, biological, mechanical, and environmental methods, highlighting their strengths and limitations

- *Basic response*: Chemical methods are effective but risk resistance; biological methods use natural predators; mechanical methods involve barriers; environmental methods modify habitats.
- *Value-added response*: Learners may add that combining methods enhances effectiveness, adapts to local contexts, and reduces ecological harm.

21. Evaluate the benefits and challenges of integrated approaches to vector control

- *Basic response*: Benefits include sustainability and reduced resistance; challenges include coordination and funding.
- *Value-added response*: Learners may add that integrated approaches foster resilience, but require political will and consistent monitoring.

22. Examine the causes and mechanisms of insecticide resistance in vector populations

- *Basic response*: Causes include genetic changes; mechanisms include metabolic, target site, and behavioural resistance.
- *Value-added response*: Learners may add that misuse of insecticides accelerates resistance and impacts public health outcomes.

23. Analyse methods for monitoring insecticide resistance and explain their importance in guiding control decisions

lanetonline.com

- *Basic response*: Methods include bioassays and molecular techniques; they detect resistance early.
- *Value-added response*: Learners may add that monitoring informs policy, guides insecticide choice, and prevents ineffective interventions.

24. Assess strategies for managing and preventing insecticide resistance, explaining their relevance in public health

- *Basic response*: Strategies include rotation, combination of methods, and reduced use.
- *Value-added response*: Learners may add that training, community involvement, and integrated approaches strengthen resistance management.

25. Describe the organisation and structure of vector control programmes, explaining how coordination supports effectiveness

- *Basic response*: Programmes are organised at national, regional, and community levels with clear roles.
- *Value-added response*: Learners may add that coordination ensures resource allocation, accountability, and integration with health systems.

26. Critically appraise the role of community participation in vector control programmes

- *Basic response*: Community participation ensures sustainability and ownership.
- *Value-added response*: Learners may add that education, empowerment, and local monitoring enhance effectiveness and reduce costs.

27. Evaluate the importance of monitoring, evaluation, and sustainability in ensuring long-term success of vector control programmes

- *Basic response*: Monitoring tracks activities, evaluation measures outcomes, and sustainability ensures continuity.
- *Value-added response*: Learners may add that these processes build resilience, attract funding, and strengthen public health systems.

Answers to Pilot Questions [5]

Part 1

- Integrated vector management (IVM); its main purpose is to combine multiple strategies for sustainable control.
- Integrated vector management.
- Biological control.
- Environmental control.
- Coordination.

lanetonline.com

Part 2

- Insecticide resistance is when vectors survive exposure to chemicals that would normally kill them.
- Behavioural resistance.
- A bioassay.
- Bioassay.
- Resistance.

Part 3

- Vector populations.
- Vector populations.
- Spraying or distributing insecticide-treated nets.
- Implementation.
- Monitoring.

lanetonline.com